



**Project Acronym:** Europeana Sounds  
**Grant Agreement no:** 620591  
**Project Title:** Europeana Sounds

## D2.8 GLAM-Wiki Collaboration Progress Report 2

**Revision:** Final

**Date:** 30/11/2016

**Authors:** Brigitte Jansen and Harry van Biessum, NISV

**Abstract:** Within the Europeana Sounds GLAM-wiki collaboration task, nine edit-a-thons were organised by seven project partners. These edit-a-thons were held in Italy, Denmark, Latvia, England, Greece, France and the Netherlands. This report documents each event, the outcomes and lessons learned during this task.

Dissemination level	
Public	X
Confidential, only for the members of the Consortium and Commission Services	



Coordinated by the British Library, the Europeana Sounds project is co-funded by the European Union, through the ICT Policy Support Programme as part of the Competitiveness and Innovation Framework Programme (CIP) [http://ec.europa.eu/information\\_society/activities/ict\\_psp/](http://ec.europa.eu/information_society/activities/ict_psp/)



## Revision history

Version	Status	Name, organisation	Date	Changes
0.1	ToC	Brigitte Jansen & Harry van Biessum, NISV	14/10/2016	
0.2	Draft	Brigitte Jansen & Harry van Biessum, NISV	04/11/2016	First draft
0.3	Draft	Zane Grosa, NLL	09/10/2016	Chapter 3.5
0.4	Draft	Laura Miles, BL	15/11/2016	Chapters 3.4, 3.8, 5.1, 7
0.5	Draft	Karen Williams, State and University Library Denmark	17/11/2016	Chapters 3.9, 7
0.6	Draft	Marianna Anastasiou, FMS	17/11/2016	Chapter 3.6
0.7	Draft	Brigitte Jansen, Maarten Brinkerink & Harry van Biessum, NISV	18/11/2016	Incorporating feedback by reviewer and Europeana Sounds partner
0.8	Draft	David Haskiya, EF	28/11/2016	Added Chapter 3.2.2
0.9	Final draft	Maarten Brinkerink & Harry van Biessum, NISV	28/11/2016	Finalise all chapters
1.0	Final	Laura Miles & Richard Ranft, BL	30/11/2016	Layout, minor changes

## Review and approval

Action	Name, organisation	Date
Reviewed by	Sindy Meijer, Wikimedia Chapter Netherland	16/11/2016
	Liam Wyatt, EF	24/11/2016
Approved by	Coordinator and PMB	30/11/2016

## Distribution

No.	Date	Comment	Partner / WP
1	30/11/2016	Submitted to the European Commission	BL/WP7
2	30/11/2016	Posted on Europeana Pro website	BL/WP7
3	30/11/2016	Distributed to project consortium	BL/WP7

## Application area

This document is a formal output for the European Commission, applicable to all members of the Europeana Sounds project and beneficiaries. This document reflects only the author's views and the European Union is not liable for any use that might be made of information contained therein.

## Statement of originality

This document contains original unpublished work except where clearly indicated otherwise. Acknowledgement of previously published material and of the work of others has been made through appropriate citation, quotation or both.

## Project summary

Europeana Sounds is Europeana's 'missing' fifth domain aggregator, joining APEX (Archives), EUscreen (television), the Europeana film Gateway (film) and TEL (libraries). It will increase the opportunities for access to and creative re-use of Europeana's audio and audio-related content and will build a sustainable best practice network of stakeholders in the content value chain to aggregate, enrich and share a critical mass of audio that meets the needs of public audiences, the creative industries (notably publishers) and researchers. The consortium of 24 partners will:

- Double the number of audio items accessible through Europeana to over 1 million and improve geographical and thematic coverage by aggregating items with widespread popular appeal such as contemporary and classical music, traditional and folk music, the natural world, oral memory and languages and dialects.
- Add meaningful contextual knowledge and medium-specific metadata to 2 million items in Europeana's audio and audio-related collections, developing techniques for cross-media and cross-collection linking.
- Develop and validate audience specific sound channels and a distributed crowd-sourcing infrastructure for end-users that will improve Europeana's search facility, navigation and user experience. These can then be used for other communities and other media.
- Engage music publishers and rights holders in efforts to make more material accessible online through Europeana by resolving domain constraints and lack of access to commercially unviable (i.e. out-of-commerce) content.

These outcomes will be achieved through a network of leading sound archives working with specialists in audiovisual technology, rights issues, and software development. The network will expand to include other data-providers and mainstream distribution platforms (Historypin, SoundCloud) to ensure the widest possible availability of their content.

For more information, visit <http://pro.europeana.eu/web/europeana-sounds> and <http://www.europeanasounds.eu>

## Copyright notice

Copyright © Members of the Europeana Sounds Consortium, 2014-2017. This work is licensed under the Creative Commons CC-BY License: <https://creativecommons.org/licenses/by/4.0/>.

## Contents

Executive summary: D2.8 GLAM-Wiki Collaboration Progress Report 2	5
1 Introduction	5
2 Goals	6
2.1 General goals	6
2.2 Success criteria	7
3 Edit-a-thon reports	8
3.1 Overview of the work carried out	8
3.2 Overview of work in progress	10
3.2.1 NISV: Europeana Sounds edit-a-thon (January 2017)	10
3.2.2 Wikidata experiment	10
3.3 NISV: bird sounds (10 January 2015)	12
3.4 CNRS-MMSH: migration (23 October 2015)	15
3.5 BL: British wildlife sounds (7th November 2015)	17
3.6 NLL: Latvia's musicians and composers (12 March 2016)	20
3.7 FMS: traditional music of Thrace (23 March 2016)	23
3.8 NISV: animal sounds (8 October 2016)	26
3.9 BL: wildlife sounds (8 October 2016)	28
3.10 SB: Ruben collection (phonograph cylinders) (23 October 2016)	31
3.11 ICCU/ICBSA: Giuseppe Verdi (11 November 2016)	34
4 Evaluation and lessons learned	38
4.1 Review of KPI 9	38
4.2 Lessons learned	40
5 Conclusion	41
6 List of publications	42
Appendix A: Terminology	45
Appendix B: The Edit-a-thon Handbook	45

## Executive summary: D2.8 GLAM-Wiki Collaboration Progress Report 2

This deliverable reports on the execution and progress of Task 2.3 *Wikimedia partnership*, including an assessment of the success criteria and recommendations for future collaborations between Europeana related projects and Wikimedia Chapters. This task facilitates the contextualisation of Europeana Sounds content on the Wikimedia websites, especially Wikipedia, the free encyclopaedia. Selected content was uploaded to Wikimedia Commons and nine edit-a-thons were organised together with data providers and local Wikimedia Chapters in various member states. The data providers donated 851 cultural heritage objects to Wikimedia Commons. To date, the 178 participants and the Wikipedia community have used 45% of these donated objects to enrich 1,425 Wikipedia articles in 105 languages. The Wikipedia articles enriched with cultural heritage objects donated for these Europeana Sounds edit-a-thons have an average monthly reach of 1.6 million page views. Next to these results there is an on-going process to ensure that contextual information from enriched Wikipedia articles flows through to Europeana. An additional Europeana Sounds edit-a-thon will be held in January 2017 at the premises of NISV.

## 1 Introduction

In the Europeana Sounds Project, the Netherlands Institute for Sound and Vision (NISV) leads T2.3 *Wikimedia partnership*<sup>1</sup>. This task facilitates the contextualisation of Europeana Sounds content on Wikimedia websites, especially Wikipedia, the free encyclopaedia. Selected content is uploaded to Wikimedia Commons and nine edit-a-thons have been organised together with local Wikimedia Chapters in various member states.

Edit-a-thons improve Wikipedia through creation of new web content, or the enhancement of existing content. They can also be a great way to help new Wikipedians learn to edit encyclopaedic content on Wikipedia, while using cultural heritage resources as illustrations or sources to enrich the articles. Sebastiaan ter Burg (formerly of Wikimedia Netherlands) defines an edit-a-thon as ‘a scheduled gathering in person or online, where volunteers collectively write Wikipedia articles and/or improve existing articles with new information and enrich them with multimedia and/or data’<sup>2</sup>.

The GLAM-Wiki<sup>3</sup> collaboration will further strengthen the relationship between Europeana, the Europeana Network and the international Wikimedia community, as it has been established in previous Europeana related projects such as Europeana Fashion. It will add in-depth knowledge to the collections

---

<sup>1</sup> Wikimedia is a global movement whose mission is to bring free educational content to the world. Find out more about Wikimedia and its activities here: <https://www.wikimedia.org/>

<sup>2</sup> <https://vimeo.com/122429211>

<sup>3</sup> GLAM is the acronym for Galleries, Libraries, Archives and Museums.

presented on Wikimedia Commons. In Europeana Fashion, NISV also lead partnerships with Wikimedia<sup>4</sup>. For this project nine edit-a-thons were organised and strong partnerships were made with the local Wikimedia Chapters in various member states. Europeana Sounds has benefitted from this previous experience and the existing network of Wikimedia Chapters who are interested in collaborations with Europeana.

This deliverable will report on the execution and progress of Task 2.3, including assessment of the success criteria and recommendations for future collaborations between Europeana-related projects and Wikimedia Chapters.

## 2 Goals

### 2.1 General goals

Task 2.3 aims to collaborate with Wikimedia Chapters in Europe and focus on the contextualisation of Europeana Sounds content on the Wikipedia platform. In total nine edit-a-thons have been organised for the project. This will (1) add a layer of in-depth knowledge to the collections presented online; (2) strengthen links between Europeana, the Europeana Network and the international Wikipedia community. Based on organising the edit-a-thons and measuring the success criteria, Task 2.3 will provide Europeana with a recommendation for future collaborations with Wikimedia.

Edit-a-thons improve Wikipedia through creation of new content, the enrichment of existing content, and can be a great way to help new Wikipedians learn to edit. For Europeana Sounds, there are several reasons to organise these events:

1. provide context to the unique sound-related materials we have made available online;
2. engage diverse communities and bring them together around shared knowledge and passion;
3. help promote Europeana Sounds;
4. make participating partners reflect on new ways of providing access to their collections.
5. increase the reach of the collections from the data providers involved

One of the benefits of an edit-a-thon is that they bring together different (niche) communities that are involved with various aspects of sound related collections. Host organisations will have a large and diverse network of sounds experts. They can use the edit-a-thon as an opportunity to bring this network together, to help with contextualising heritage content and with contributing (cultural) knowledge and content to Wikipedia. Edit-a-thons are also a great way of getting in contact with new experts and audiences.

---

<sup>4</sup> The report on the GLAM-Wiki collaboration of Europeana Fashion can be found here: [www.blog.europeanafashion.eu/files/2015/04/D6-6\\_wikipedia-report-ii\\_final.pdf](http://www.blog.europeanafashion.eu/files/2015/04/D6-6_wikipedia-report-ii_final.pdf)

## 2.2 Success criteria

The success criteria of an event can be assessed in different ways. The most common way is to calculate the number of new articles created and number of articles which have been enhanced as a result of the event. The number of different languages in which articles are updated, edited, or improved gives an insight to success in terms of cultural diversity. The quality of the new articles is also an important criterion. Other factors one can analyse are the attendance of the event (especially the number of new contributors), the amount of time spent by participants on the contextualisation and creation of new encyclopaedic content, the number of characters or words written during the edit-a-thon, or - very relevant in GLAM-Wiki activities - the number of digital heritage objects that have been reused in the (new) Wikipedia articles, and their respective reach. Wikimedia provides several tools, like [Wikimetrics](https://metrics.wmflabs.org/)<sup>5</sup>, [GLAMorous](https://tools.wmflabs.org/glamtools/glamorous.php)<sup>6</sup> and [GLAMorgan](https://tools.wmflabs.org/glamtools/glamorgan.html)<sup>7</sup>, to calculate most of these parameters.

In line with the scope of Work Package 2 (Enrichment & participation, WP2) it has been decided that the following areas will also be measured for every Europeana Sounds edit-a-thon:

1. The number of donated media items to Wikimedia Commons from (a) the data providers and (b) the participants.
2. The number of edits to Wikipedia articles during the event and the number of created Wikipedia articles during the event.
3. The number of donated files by GLAMs and institutions to Wikimedia as a direct result of the event.
4. The amount of contextualisation/reuse of Europeana Sounds digital heritage objects in Wikipedia articles (in different languages) that result from the media items that have been contributed (over time).
5. The number of page views to Wikipedia articles that have been enriched with digital heritage objects from Europeana Sounds.

For each edit-a-thon NISV collected these outcomes and will be reported later in this document. Several other success criteria are:

- The number of times the event was mentioned in blogs and the media
- Any new partnerships that were initiated due to the event
- The number of new Wikipedians that stay active after the edit-a-thon

---

<sup>5</sup> <https://metrics.wmflabs.org/>

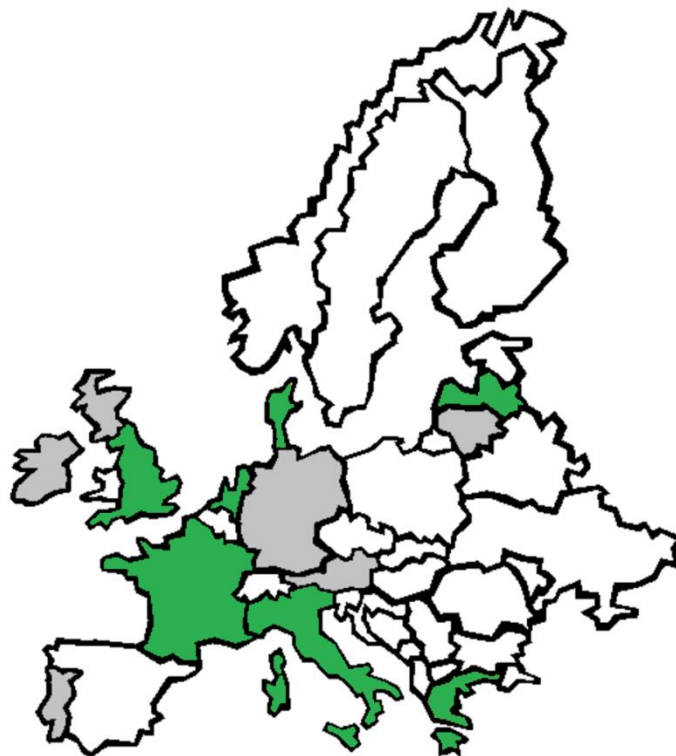
<sup>6</sup> <https://tools.wmflabs.org/glamtools/glamorous.php>

<sup>7</sup> <https://tools.wmflabs.org/glamtools/glamorgan.html>

## 3 Edit-a-thon reports

### 3.1 Overview of the work carried out

Between January 2015 and the time of writing, Europeana Sounds organised nine edit-a-thons, hosted by seven different data providers. The hosting countries, in which a total of 178 people participated, were: the Netherlands, England, France, Greece, Latvia, Denmark and Italy. An additional edit-a-thon is planned for January 2017 at NISV. The two main goals of these edit-a-thons were enriching Wikipedia articles with Europeana Sounds items (mostly audio) and writing relevant Wikipedia articles about the subjects of the Europeana Sounds collections. The themes of the different edit-a-thons ranged from classical and traditional music (instruments and composers) and nature and animal sounds to the subject of migration of people.



**Figure 1: Geographical spread of data providers that organised Europeana Sounds edit-a-thons marked in green. Grey represents the countries with Europeana Sounds data providers that did not organise an edit-a-thon.**

The Europeana Sounds content used during the events was varied and included classical and traditional music, environmental and animal sounds and oral histories. For some edit-a-thons the Europeana Sounds audio items were complimented by images and videos contributed by the data providers. In total there were 851 items made available for the Europeana Sounds edit-a-thons on Wikimedia Commons. This involved the seven data providers before, during and after the edit-a-thons (12 images and 839 audio items). At time of writing<sup>8</sup> the participants and the Wikipedia community used 384 items

<sup>8</sup> On the 25th of November 2016 at 15.45 CET the GLAMorous tool was used to provide the stated numbers.



of the 851 items to enrich Wikipedia articles 1.425 times in 105 different languages<sup>9</sup>. Therefore 45% of all the donated files on Wikimedia Commons by the Europeana Sounds Data Providers have been used to enrich Wikipedia articles. Chapter 5 contains detailed results of each event.

### Items donated to Wikimedia Commons

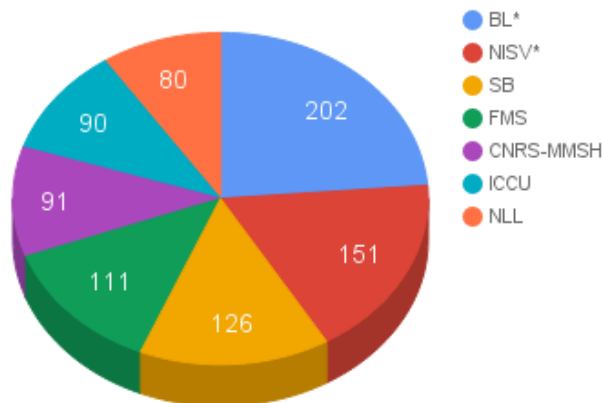


Figure 2: Items donated to Wikimedia Commons per data provider (\* = hosted two edit-a-thons)

For some of the data providers it was the very first time they hosted an edit-a-thon. Task T2.3 was a good reason to contact their local Wikimedia Chapter or User Group. The data providers found this an important collaboration, especially those who never collaborated with the Wikimedia community before. Other data providers have worked previously with the Wikimedia community and some already had a member of the Wikimedia community in house. This made hosting the event much easier. These edit-a-thons needed less planning and in some occasions needed less help from NISV as well. Sadly the edit-a-thon planned for ITMA didn't come to fruition during the project, because the staff of the institution felt that it was too ambitious to host an edit-a-thon in terms of preparation time. Next to these formal edit-a-thons, data provider ONB worked on enriching Wikipedia<sup>10</sup> with their donated sheet music images on Wikimedia Commons<sup>11</sup> during the share-a-thon hosted by Europeana on 23<sup>rd</sup> November 2016.

The rest of this section will inform the reader about the work in progress and gives a summary of all the edit-a-thons that have been held. The summaries are given with a description of the main goals of each edit-a-thon. Also, for every edit-a-thon the results are summarised in an overview. Next to the amount of participants, the number of uploads to Wikimedia Commons are given, the number of items used to enrich Wikipedia articles (and how many different Wikipedia articles were enriched by the items). The [GLAMorous tool](#) was used to calculate the number of Wikimedia Commons items used for enriching Wikipedia articles. Additionally the amount of edits (times in which the participants clicked 'Save' after editing an article) and the amount of newly created Wikipedia pages are also noted in the overview. The number of edits and created pages are based on the output of the [Wikimetrics tool](#), and the input for

<sup>9</sup> Including the usage on two Wikipedia dictionaries (Wiktionary) and usage on the Outreach, Species and WikiData projects.

<sup>10</sup> Example of a Wikipedia article enriched by and with material from ONB during the share-a-thon: <https://de.wikipedia.org/wiki/Waldszenen>

<sup>11</sup> <https://commons.wikimedia.org/wiki/Special:ListFiles/MuVie>

this tool is the Wikipedia user names and the start and end time of the edit-a-thon. Note that it can be possible that not all participants are logged in to Wikipedia during the whole event, which could result in lower numbers calculated by Wikimetrics, since users can also edit Wikipedia without being logged in. In some instances the Wikipedians present at the edit-a-thons gathered the number of newly created articles manually, which tackles this issue. Furthermore the activity of participants after the edit-a-thon (until the 27<sup>th</sup> of November 2016) is noted in the overviews as well. In order to track their activity, the Wikipedia user contribution pages in the relevant languages are checked against the Wikipedia user names.<sup>12</sup> Only the activity of new users due to the edit-a-thon (or very inexperienced before the event) has been considered in order to give a fair result.

## 3.2 Overview of work in progress

This chapter describes the work that is still in progress when delivering this report. There is a tenth and final Europeana Sounds edit-a-thon planned at NISV in January 2017. Furthermore there is work being carried out to link Wikipedia data to Europeana that will continue after the Europeana Sounds project is completed.

### 3.2.1 NISV: Europeana Sounds edit-a-thon (January 2017)

Before the end of the Europeana Sounds project NISV will host a final edit-a-thon. With this edit-a-thon NISV aims to have a special focus on how the institute can make these kinds of events and collaborations sustainable. Another goal is to make sure that KPI 9 will be achieved with bringing in at least 22 participants during the event. NISV hosted various edit-a-thons for the Europeana Fashion and Europeana Sounds projects, as well as for other projects outside of Europeana. In a special edit-a-thon for cultural heritage professionals held in January 2017 NISV aims to share the knowledge from these projects with other internal departments and showcase the important outcomes and results of hosting these events. NISV is considering the possibility of opening up the event for other professionals from Dutch cultural heritage institutes, to make sure the gained knowledge can be shared outside the institute. NISV will document the learnings of this edit-a-thon and will disseminate them among the Europeana Sounds consortium and beyond (through the Europeana Sounds Blog and Newsletter).

### 3.2.2 Wikidata experiment

Wikidata is one of the most recent Wikimedia projects and is an interesting resource for Europeana. It is a 'free and open knowledge base that can be read and edited by both humans and machines. Wikidata acts as central storage for the structured data of its Wikimedia sister projects, including Wikipedia. The content of Wikidata is available under a free license, exported using standard formats, and can be interlinked to other open data sets on the linked data web.'<sup>13</sup>






---

<sup>12</sup> The activity of participants of the edit-a-thons held at the British Library are checked here: <https://en.wikipedia.org/wiki/Special:Contributions/>. Whereas the activity of participants present at the edit-a-thon organised by the National Library of Latvia are checked here: <https://lv.wikipedia.org/wiki/Special:Contributions/>.

<sup>13</sup> [https://www.wikidata.org/wiki/Wikidata:Main\\_Page](https://www.wikidata.org/wiki/Wikidata:Main_Page)

As part of the Europeana Sounds Wikidata experiment, the idea to display contextual information on Europeana from Wikidata and Wikimedia Commons was investigated. The experiment focused on establishing bi-directional links between Europeana and the two aforementioned Wikimedia services. Establishing bi-directional links, especially between Europeana and Wikidata, opens up the possibility to - in the future - also enrich cultural heritage objects in Europeana with metadata from Wikidata. To be more concrete, this could for example be the establishment of bi-directional links between [a bird sound recording in Europeana](#) and the corresponding [species entity in Wikidata](#). Once the bi-directional link is established, using the Europeana Annotations API, it can later be extended by Europeana to further annotate the bird sound recording, e.g. annotating the record with the common name for the bird in multiple languages in order to improve its discoverability in search.

The first step was to create a link between Europeana and Wikidata/Wikimedia Commons by adding the Europeana URL in the Wikimedia Commons metadata of the content that was uploaded by the partners in Europeana Sounds. The objects uploaded to Wikimedia Commons for the second British Library edit-a-thon (8<sup>th</sup> of October 2016) were chosen for this WikiData experiment. NISV performed the batch upload of this material on the 22<sup>nd</sup> of September including all the links to Europeana (see figure below). During the edit-a-thon 19 Wikidata entries were enriched with items from this batch, for instance the WikiData entry [Banded Parisoma](#)<sup>14</sup>.

<b>Title</b>	African Grey Hornbill ( <i>Tockus nasutus</i> )						
<b>Description</b>	African Grey Hornbill calls, recorded in Kongelai, Kenya						
<b>Source</b>	 <p>This file has been provided by the British Library from its digital collections. It is also <a href="#">made available on a British Library website</a>.</p> <p>বাংলা   Deutsch   English   Español   Euskara   Français   Македонски   中文   +-  </p>						
<b>Permission</b> (Reusing this file)	<p>This file is licensed under the <a href="#">Creative Commons Attribution 4.0 International</a> license.</p> <p>You are free:</p> <ul style="list-style-type: none"> <li>to <b>share</b> – to copy, distribute and transmit the work</li> <li>to <b>remix</b> – to adapt the work</li> </ul> <p>Under the following conditions:</p> <ul style="list-style-type: none"> <li><b>attribution</b> – You must attribute the work in the manner specified by the author or licensor (but not in any way that suggests that they endorse you or your use of the work).</li> </ul>						
<b>British Library Shelfmark</b>	W1CDR0001419 BD20						
<b>Copyright Holder</b>	The British Library Board						
<b>Recordist</b>	<p>A.R. Gregory </p> <table border="1"> <tr> <td><b>Alternative names</b></td> <td>Roy Gregory</td> </tr> <tr> <td><b>Description</b></td> <td>British <i>sound recordist</i></td> </tr> <tr> <td><b>Authority control</b></td> <td>: Q27182537</td> </tr> </table>	<b>Alternative names</b>	Roy Gregory	<b>Description</b>	British <i>sound recordist</i>	<b>Authority control</b>	 : Q27182537
<b>Alternative names</b>	Roy Gregory						
<b>Description</b>	British <i>sound recordist</i>						
<b>Authority control</b>	 : Q27182537						
<b>Recording Date</b>	1 May 1974						
<b>Europeana link</b>	<a href="http://www.europeana.eu/portal/en/record/9200253/BibliographicResource_3000055618328.html">http://www.europeana.eu/portal/en/record/9200253/BibliographicResource_3000055618328.html</a>						

### File history

Click on a date/time to view the file as it appeared at that time.

	Date/Time	Thumbnail	Dimensions	User	Comment
current	<a href="#">09:24, 22 September 2016</a>	 0:00 	22 s (337 KB)	Beeld en Geluid Collecties ( <a href="#">talk</a>   <a href="#">contribs</a> )	GWToolset: Mediabestand wordt aangemaakt voor Beeld en Geluid Collecties.

**Figure 3: Metadata of one of the audio objects on Wikimedia Commons used for the WikiData experiment (including a link to Europeana)**

<sup>14</sup> <https://www.wikidata.org/wiki/Q509128>

Europeana has queried the Wikimedia Commons<sup>15</sup> and Wikidata databases to identify all<sup>16</sup> entries in them where there is a link pointing to a Europeana object and exported the results<sup>17</sup>. The exports are currently being imported to Europeana, via the [Europeana Annotations API](#), annotating each concerned Europeana object with the links to Wikimedia Commons and/or Wikidata. Once that is completed the link annotations will be searchable and retrievable in the Europeana Annotations API, which in turn makes it possible to display them in Europeana Collections. These steps will be completed by the end of the Europeana Sounds project.

After the end of the Europeana Sounds project, Europeana Foundation will continue to further develop this “Wikimedia-Europeana data connection”. As mentioned above one strand of development will be to go beyond establishing the bi-directional links to also annotated Europeana objects with Wikidata metadata. Another will be to automate the connection, ensuring the bi-directional links are regularly updated.

As part of this development Europeana has also updated its policy to allow the display of Wikidata-sourced metadata in Europeana Collections, as long as its origin is clear in the display and distinguishable from metadata provided by the institutional Data Provider.

### 3.3 NISV: bird sounds (10 January 2015)

On 10<sup>th</sup> January 2015 NISV organised the very first Europeana Sounds edit-a-thon.<sup>18</sup> This event was organised in collaboration with Wikimedia Netherlands<sup>19</sup> and Xeno-canto<sup>20</sup>, the international online volunteer community for collecting all existing bird sounds. The edit-a-thon aimed to allow participants to share ornithological knowledge and to contextualise bird sounds within relevant articles on Wikipedia. During the event 12 participants edited and enhanced bird-related Wikipedia articles in both Dutch and English. The event was picked up by the Dutch magazine *Informatie Professional*.<sup>21</sup>

---

<sup>15</sup> Using the Wikimedia Commons API proved unfeasible so instead we used the Wiki community developed tool [Quarry](#).

<sup>16</sup> So not only on such links created by and during Europeana Sounds but all such links ever added to Wikimedia Commons and Wikidata.

<sup>17</sup> Resulting in c. 75 000 links to Europeana objects from Wikidata and c. 2750 links to Europeana objects from Wikimedia Commons

<sup>18</sup> For more detailed information about this edit-a-thon see ‘Milestone 9: First GLAM-wiki edit-a-thon’ here: [http://pro.europeana.eu/files/Europeana\\_Professional/Projects/Project\\_list/Europeana\\_Sounds/Milestones/EuropeanaSounds-MS9-First-GLAM-wiki-edit-a-thon-v1.0.pdf](http://pro.europeana.eu/files/Europeana_Professional/Projects/Project_list/Europeana_Sounds/Milestones/EuropeanaSounds-MS9-First-GLAM-wiki-edit-a-thon-v1.0.pdf)

<sup>19</sup> <https://www.wikimedia.nl/>

<sup>20</sup> <http://www.xeno-canto.org/>

<sup>21</sup> <http://www.informatieprofessional.nl/nieuws/2014/12/beeld-en-geluid-organisee/index.xml>



Figure 4: [First Europeana Sounds edit-a-thon in progress](#) (Sebastiaan ter Burg [CC BY 2.0](#))

A list of relevant and re-usable sources was provided during the edit-a-thon. The participants were invited to engage with the NISV audio and video collection, a sound collection provided by Xeno-canto and images from the National Library of the Netherlands. Thanks to these combined open resources, the participants had access to more than 750 sounds, over 500 videos and 42 images<sup>22</sup>, all of which were suitable for the enrichment of relevant Wikipedia articles. The 12 participants made 133 edits to Wikipedia articles, made available 20 additional sounds on Wikimedia Commons and 53 bird sounds were added to relevant articles.

---

<sup>22</sup> [https://commons.wikimedia.org/wiki/Category:Sounds\\_of\\_birds\\_recorded\\_in\\_the\\_Netherlands](https://commons.wikimedia.org/wiki/Category:Sounds_of_birds_recorded_in_the_Netherlands)

## Keep (zangvogel)

De **keep** (*Fringilla montifringilla*) is een **zangvogel** uit de familie van **vinkachtigen** (*Fringillidae*).

### Inhoud [verbergen]

- 1 Kenmerken
- 2 Geluid
- 3 Leefwijze
- 4 Voortplanting
- 5 Verspreiding en leefgebied
- 6 Status
  - 6.1 Voorkomen in Nederland

### Kenmerken [bewerken]

De keep lijkt qua gedrag en formaat sterk op de gewone **vink** (*F. coelebs*) maar onderscheidt zich door een witte stuit en minder wit op de staart. De staart is sterker gevorkt dan bij de vink. Het mannetje heeft een oranje borst en schouder en een donkergrijze kop, die in het zomerkleed zwart kleurt.

### Geluid [bewerken]

De naam van de keep is afgeleid van zijn roep: een rauw of raspand nasaal *chèèèèèèp*. De zang is een langgerekt ietwat raspand *sjuur*, dat in volume toeneemt en weer afnemend, zodat de zang doet denken aan het geluid van een cirkelzaagje. [2]

### Leefwijze [bewerken]

Het voedsel bestaat uit verscheidene oliehoudende en kiemende zaden, vruchten en bessen, knoppen en insecten. De vogel leeft in groepsverband met andere vinkachtigen.

**Keep (zangvogel)**

IUCN-status: Niet bedreigd<sup>[1]</sup> (2012)



**Taxonomische indeling**

Rijk: Animalia (Dieren)  
 Stam: Chordata (Chordadieren)  
 Klasse: Aves (Vogels)  
 Orde: Passeriformes (Zangvogels)  
 Familie: Fringillidae (Vinkachtigen)  
 Geslacht: Fringilla

**Soort**

**Fringilla montifringilla**  
 Linnaeus, 1758

Afbeeldingen Keep (zangvogel) op Wikimedia Commons  
Keep (zangvogel) op Wikispecies

**Portaal** 
**Biologie**  
**Vogels**

**Roep van de keep**



[\(download-info\)](#)

Figure 5: Dutch Wikipedia article enriched with a Europeana Sounds item (via Wikimedia Commons)<sup>23</sup>

Bird watching enthusiasts, and other people interested in birds, who use Wikipedia as a source for information can now for example listen to the sounds of the [Common redpoll](#)<sup>24</sup>, [Short-eared owl](#)<sup>25</sup>, [Common crane](#)<sup>26</sup>, [Eurasian skylark](#)<sup>27</sup>, [Chilean flamingo](#)<sup>28</sup> and many other birds that are described in Dutch Wikipedia articles. Extra information and resources were added to several articles, like the Dutch article on the [Brambling](#).<sup>29</sup>

<sup>23</sup> Link to article: [https://nl.wikipedia.org/wiki/Keep\\_\(zangvogel\)](https://nl.wikipedia.org/wiki/Keep_(zangvogel))

<sup>24</sup> <https://nl.wikipedia.org/wiki/Barmsijs>

<sup>25</sup> <https://nl.wikipedia.org/wiki/Velduil>

<sup>26</sup> [https://nl.wikipedia.org/wiki/Kraanvogel\\_\(vogel\)](https://nl.wikipedia.org/wiki/Kraanvogel_(vogel))

<sup>27</sup> <https://nl.wikipedia.org/wiki/Veldleeuwerik>

<sup>28</sup> [https://nl.wikipedia.org/wiki/Chileense\\_flamingo](https://nl.wikipedia.org/wiki/Chileense_flamingo)

<sup>29</sup> [https://nl.wikipedia.org/wiki/Keep\\_\(zangvogel\)](https://nl.wikipedia.org/wiki/Keep_(zangvogel))



Overview:

Wikipedia project page	<a href="#">Bird sounds edit-a-thon</a>
Collaboration with	<a href="#">Wikimedia Netherlands</a> <a href="#">Xeno-canto</a>
Used collections	<a href="#">Sounds of birds recorded in the Netherlands</a> <a href="#">Videos of birds of the Netherlands</a> <a href="#">Xeno-canto</a>
Participants	12
Returning participants	Three participants finished their work in the days after the edit-a-thon. The rest of the new Wikipedians made no contributions after this edit-a-thon. <sup>30</sup>
Data Provider items available on Wikimedia Commons for this edit-a-thon (uploaded before edit-a-thon)	67 items
Data Provider items uploaded to Wikimedia Commons during the edit-a-thon	20 items
Amount of items used to enrich Wikipedia articles	59 items (48 Data Provider items + 11 Xeno-canto items)
Amount of Wikipedia articles enriched with items from Data Provider	47 articles
Amount of edits	133 edits
New created Wikipedia articles	0 new articles
Languages	Dutch, English
Costs	390.78 EUR

### 3.4 CNRS-MMSH: migration (23 October 2015)

The [Research Centre of Ethnomusicology](#) (CREM), the [National Centre for Scientific Research](#) (CNRS – Musée de l’Homme) and the Sound Archive of the [Mediterranean House of Human Sciences](#) (MMSH) in collaboration with [Wikimedia France](#) hosted a Wikipedia edit-a-thon on October 23<sup>rd</sup> 2015 at the Mediterranean House of Human Sciences in Aix-en-Provence.

<sup>30</sup> Based on: <https://nl.wikipedia.org/wiki/Speciaal:Bijdragen>



Figure 6: participants during the edit-a-thon

The main objective of this edit-a-thon was to enrich articles on Wikipedia. The themes were centred around the issues of mobility, migration, refugees and migrants. The oral testimonies of refugees and migrants from the early 20<sup>th</sup> century that CNRS-MMSH made available on Wikimedia ensured that all participants were able to contextualise their articles on Wikipedia. [These recordings](#)<sup>31</sup> were originally made by historians, ethnomusicologists and anthropologists as part of research programs.

## Orphelinat américain de Syros

À l'issue de la [Grande Catastrophe](#) en 1923, un grand nombre d'orphelins ont été recueillis au sein de l'**orphelinat américain de Syros**, nouvellement fondé. L'**orphelinat** a été implanté à [Ermoupoli](#), en [Grèce](#), au pied de la colline « Avgo » sur une grande surface expropriée. Trois grands bâtiments ont été construits pour loger les filles, les garçons et le personnel, grâce aux donations de la fondation philanthropique [Near East Foundation](#) <sup>(en)</sup>. Les activités éducatives de l'orphelinat étaient variées et en avance sur leur époque.

L'orphelinat intégrait une école primaire à six niveaux avec des classes à double niveau, ainsi qu'une section professionnelle pour l'apprentissage des pensionnaires ([broderie](#), [reliure](#), [cordonnerie](#)...). Les enfants avaient la possibilité de poursuivre leurs études au collège-lycée et à l'université de l'île. De nombreux témoignages de réfugiés de la première et de la deuxième génération attestent du haut niveau d'enseignement, de la qualité des soins et de l'hygiène. L'établissement a fonctionné jusqu'en 1929 puis a été transformé en [camp militaire](#). Aujourd'hui de nombreuses photographies et objets de la vie quotidienne de cette époque y sont exposés dans un espace musée<sup>1, 2, 3, 4, 5</sup>.

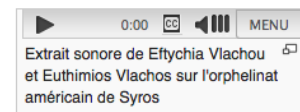


Figure 7: French Wikipedia article enriched with an Europeana Sounds item (via Wikimedia Commons)<sup>32</sup>

During the edit-a-thon the participants were supervised by volunteers from Wikimedia France to guarantee the Wikipedia articles were properly enriched with sound recordings, either by indicating the

<sup>31</sup>

[https://commons.wikimedia.org/wiki/Category:Media\\_donated\\_by\\_Maison\\_m%C3%A9diterran%C3%A9enne\\_des\\_sciences\\_de\\_l%27homme](https://commons.wikimedia.org/wiki/Category:Media_donated_by_Maison_m%C3%A9diterran%C3%A9enne_des_sciences_de_l%27homme)

<sup>32</sup> Link to article: [https://fr.wikipedia.org/wiki/Orphelinat\\_am%C3%A9ricain\\_de\\_Syros](https://fr.wikipedia.org/wiki/Orphelinat_am%C3%A9ricain_de_Syros)



links in notes or by illustrating articles with sound clips on the theme. Furthermore, the participants were able to donate to Wikimedia Commons on behalf of MMSH by finding the right excerpts from the audio collections. For example, by cropping the relevant parts of the historical recordings they were then able to explore and upload them afterwards.

Overview:

Wikipedia project page	<a href="#">Migration and stories edit-a-thon</a>
Collaboration with	Wikimedia France
Used collections	<a href="#">Media donated by Maison méditerranéenne des sciences de l'homme</a>
Participants	21
Returning participants	One new Wikipedian stayed very active after this edit-a-thon. And one new Wikipedian made contributions in the two weeks after the edit-a-thon. <sup>33</sup>
Data Provider items available on Wikimedia Commons for this edit-a-thon (uploaded before edit-a-thon)	90 items
Data Provider items uploaded to Wikimedia Commons during the edit-a-thon	1 items
Amount of items used to enrich Wikipedia articles	9 items
Amount of Wikipedia articles enriched with items from Data Provider	11 articles
Amount of edits	86 edits
New created Wikipedia articles	16 new articles
Languages	French
Costs	1,012.10 EUR

### 3.5 BL: British wildlife sounds (7th November 2015)

On the 7<sup>th</sup> November 2015 the British Library held the first of two Europeana Sounds edit-a-thons in collaboration with the [Wikimedia UK](#)<sup>34</sup>. The first focus was the British Wildlife Collection, and there was great support via social media from local wildlife societies who spread the word about the event to their members, including [The London Wildlife Trust](#)<sup>35</sup>.

<sup>33</sup> Based on: <https://fr.wikipedia.org/wiki/Spécial:Contributions>

<sup>34</sup> <https://wikimedia.org.uk/>

<sup>35</sup> <http://www.wildlondon.org.uk/>



Figure 7: Edit-a-thon attendees editing Wikipedia pages at the British Library (photo by Laura Miles)

From the [British Wildlife Recordings collection](http://sounds.bl.uk/Environment/British-wildlife-recordings)<sup>36</sup> 97 sounds were uploaded to Wikimedia Commons, with the aim to enrich as many of the related Wikipedia pages as possible. The majority of the sounds uploaded were bird calls which included the [Nightingale](https://en.wikipedia.org/wiki/Common_nightingale)<sup>37</sup> and the [Blue Tit](https://en.wikipedia.org/wiki/Eurasian_blue_tit)<sup>38</sup>. The Wikipedia pages for these birds had previously not had any sound associated with them; adding the sounds added context and made the pages richer.

There were 12 participants for the edit-a-thon. The majority of attendees had never edited Wikipedia before, so it was a great opportunity for Wikimedia volunteers to provide training and for the attendees to learn new skills. The focus of the edit-a-thon was to edit a range of different language pages to enrich as many different languages as possible with the wildlife sounds. In total, at the end of the day the participant had enriched 446 Wikipedia articles with content from the British Library in 43 different languages (with a total of 506 edits).

---

<sup>36</sup> <http://sounds.bl.uk/Environment/British-wildlife-recordings>

<sup>37</sup> [https://en.wikipedia.org/wiki/Common\\_nightingale](https://en.wikipedia.org/wiki/Common_nightingale)

<sup>38</sup> [https://en.wikipedia.org/wiki/Eurasian\\_blue\\_tit](https://en.wikipedia.org/wiki/Eurasian_blue_tit)

The **Eurasian blue tit** (*Cyanistes caeruleus*<sup>[2]</sup>) is a small **passerine bird** in the **tit family Paridae**. The bird is easily recognisable by its blue and yellow plumage.

Eurasian blue tits, usually **resident** and **non-migratory** birds, are widespread and a common resident breeder throughout temperate and subarctic **Europe** and western **Asia** in deciduous or mixed woodlands with a high proportion of oak. They usually nest in tree holes, although they easily adapt to nest boxes where necessary. Their main rival for nests and in the search for food is the larger **great tit**.

The Eurasian blue tit prefers insects and spiders for its diet. Outside the breeding season, they also eat seeds and other vegetable-based foods. The birds are famed for their skill, as they can cling to the outermost branches and hang upside down when looking for food.



Figure 8: English Wikipedia article enriched with a Europeana Sounds item (via Wikimedia Commons)<sup>39</sup>

Additionally four new Wikipedia articles were created. As well as working with Wikipedia, participants also added sounds to both [Wikidata](#)<sup>40</sup> and [Wikispecies](#)<sup>41</sup>; ensuring that the sounds would have even more reach. The event proved to be a very successful day, and encouraged the British Library to decide to hold another edit-a-thon a year later; with a further upload of sounds and thus increasing the number of sounds uploaded to Wikimedia Commons. The edit-a-thon was mentioned in a *BBC* radio broadcast after the event.<sup>42</sup>

<sup>39</sup> Link to article: [https://en.wikipedia.org/wiki/Eurasian\\_blue\\_tit](https://en.wikipedia.org/wiki/Eurasian_blue_tit)

<sup>40</sup> [https://www.wikidata.org/wiki/Wikidata:Main\\_Page](https://www.wikidata.org/wiki/Wikidata:Main_Page)

<sup>41</sup> [https://species.wikimedia.org/wiki/Main\\_Page](https://species.wikimedia.org/wiki/Main_Page)

<sup>42</sup> From 19.45 minutes on: <http://www.bbc.co.uk/programmes/p03f7mqv>

Overview:

Wikipedia project page	<a href="#">British wildlife edit-a-thon 2015</a>
Collaboration with	<a href="#">Wikimedia UK chapter</a>
Used collections	<a href="#">Wildlife Sounds in the British Library</a>
Participants	12
Returning participants	One new Wikipedian and one Wikipedian with very little experience attended the second BL edit-a-thon as well, but made no contributions in between or after the second edit-a-thon. <sup>43</sup>
Data Provider items available on Wikimedia Commons for this edit-a-thon (uploaded before edit-a-thon)	97
Amount of Wikipedia articles enriched with items from Data Provider	446 articles
Amount of edits	506
New created Wikipedia articles	4
Languages	English, Basque, Bulgarian, Catalan, Cebuano, Czech, Danish, Dutch, Esperanto, Estonian, Faroese, Finnish, French, Galego, Gaeilge, German, Gujarati, Germanic Frisian, Greek, Hungarian, Italian, Latin, Latvian, Lithuanian (Lietuviu), Macedonian, Norwegian, Norwegian nynorsk, Picard, Polish, Portuguese, Romanian, Russian, Scots, Serbian, Sicilian, Slovakian, Slovenian, Spanish, Swedish, Turkish
Costs	549.89 EUR

### 3.6 NLL: Latvia's musicians and composers (12 March 2016)

Eighteen people who are passionate about Latvia's historical musicians and composers came together on the 12<sup>th</sup> of March 2016 at the [National Library of Latvia](#)<sup>44</sup> to enrich Wikipedia during an edit-a-thon with beautiful archival material. The National Library of Latvia released [80 audio files](#)<sup>45</sup> on Wikimedia Commons for this edit-a-thon from their collection of historical Latvian sound recordings to enrich Wikipedia articles, including composers and performers like [Andrejs Jurjāns](#)<sup>46</sup>, [Brāli Laivinieki](#)<sup>47</sup> and [Aleksandrs Daškova](#)<sup>48</sup>.

<sup>43</sup> Based on: <https://en.wikipedia.org/wiki/Special:Contributions>

<sup>44</sup> <https://www.lnb.lv/en>

<sup>45</sup> [https://commons.wikimedia.org/wiki/Category:Media\\_from\\_the\\_National\\_Library\\_of\\_Latvia](https://commons.wikimedia.org/wiki/Category:Media_from_the_National_Library_of_Latvia)

<sup>46</sup> [https://lv.wikipedia.org/wiki/Andrejs\\_Jurj%C4%81ns](https://lv.wikipedia.org/wiki/Andrejs_Jurj%C4%81ns)

<sup>47</sup> [https://lv.wikipedia.org/wiki/Br%C4%81%C4%BCi\\_Laivinieki](https://lv.wikipedia.org/wiki/Br%C4%81%C4%BCi_Laivinieki)

<sup>48</sup> [https://lv.wikipedia.org/wiki/Aleksandrs\\_Da%C5%A1kovs](https://lv.wikipedia.org/wiki/Aleksandrs_Da%C5%A1kovs)

Before starting to edit on Wikipedia the participants received a presentation from Harry van Biessum of NISV about the Europeana Sounds project. After which Zane Grosa, Head of the Audiovisual Reading Room at the National Library of Latvia, told the participants more about the audio collection and the Latvian musicians that were written about later that day.

Mārtiņš Bruņeniņš, a Latvian Wikipedia editor, gave a workshop on how to edit Wikipedia and how to add a sound to an article. The participants were able to ask questions and received printed instructions so they had a cheat sheet during the writing. After Mārtiņš workshop the participants started to write themselves. There was no need for the participants to feel uncertain about their first time writing on Wikipedia because there were three experienced Wikipedia editors to provide assistance where necessary. The National Library of Latvia provided a large number of books as references for writing the Wikipedia articles.



Figure 9: Participants working during the edit-a-thon. Picture by Brigitte Jansen. [CC BY](#)

After three hours of hard work (spread over two sessions of writing) the group managed to write 42 new Wikipedia articles, for example this article about [Hermanis Brauns](#). 33 audio files were used to enrich 58 Wikipedia articles, for instance the article about [Reitera Koris](#).

## Reitera koris [labot šo sadaļu | labot pirmkodu]

Vikipēdijas lapa

**Reitera koris** ir latviešu diriģenta Teodora Reitera 1920. gadā Rīgā dibināts koris. Tā pirmais koncerts notika Latvijas Nacionālajā operā 1920. gada 20. maijā.<sup>[1]</sup>

Kora repertuārā stabila vieta bija Andreja Jurjāna, Alfrēda Kalniņa, Emīļa Melngaiļa tautasdziesmu apdarēm, kā arī mūzikas klasiķu un jaunāko paaudžu komponistu oriģinālsacerējumiem, īpaši izvērstas formas balādiskajām partitūrām.<sup>[2]</sup>

Reitera kora saknes meklējamas Pēterburgā, kur veidojās diriģenta Teodora Reitera personība un iezīmējās izpildījuma pamattradīcijas, kas tālāk tika attīstītas Latvijā. Koris aktīvi koncertēja Latvijā un vieskoncertos dažādās Eiropas valstīs.<sup>[1]</sup>

### Atsauces [labot šo sadaļu | labot pirmkodu]

- ↑ <sup>1,0</sup> <sup>1,1</sup> Teodors Reiters un viņa kori. Stokholmā: Daugava 1961, 1.— 285. lpp
- ↑ «Kora mākslas lielmeistars. Reitera koris». Music.lv. Skatīts: 2016. gada 12. martā.



*Šis ar mūzikas grupām saistītais raksts ir nepilnīgs. Jūs varat dot savu ieguldījumu Vikipēdijā, papildinot to.*



Reitera koris 1920. gados

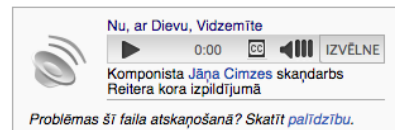


Figure 10: Latvian Wikipedia article enriched with an Europeana Sounds item (via Wikimedia Commons)<sup>49</sup>

This very productive and fun day ended with a tour of the library's Audiovisual and Music Reading rooms and collections. Zane Grosa showed the beautiful features of the library and gave the participants a peek into the storage rooms filled with beautiful books, sheet music, sound and video recordings. The National Library of Latvia looks back on a very successful day and the event was the very first edit-a-thon ever held in Latvia. The edit-a-thon was covered twice on television by Latvian television broadcaster LNT.<sup>5051</sup>

<sup>49</sup> Link to article: [https://lv.wikipedia.org/wiki/Reitera\\_koris](https://lv.wikipedia.org/wiki/Reitera_koris)

<sup>50</sup> <http://skaties.lv/zinas/latvija/sabiedriba/notikusi-pirma-kolektiva-wikipedia-radosa-darbница-latvija/>

<sup>51</sup> <http://tvplay.skaties.lv/parraides/900-sekundes/713663>



Overview:

Wikipedia project page	<a href="#">Edit-a-thon National Library of Latvia 2016</a>
Collaboration with	<a href="#">Wikimedians of Latvia User Group</a>
Used collections	<a href="#">Media from the National Library of Latvia</a>
Participants	18
Returning participants	One new Wikipedian stayed very active after the edit-a-thon (last contribution 11 October 2016). Another new Wikipedian stayed active for 2.5 months after the edit-a-thon. And one new Wikipedian only made contributions in the week after this edit-a-thon. <sup>52</sup>
Data Provider items available on Wikimedia Commons for this edit-a-thon (uploaded before edit-a-thon)	80
Amount of items used to enrich Wikipedia articles	33 items
Amount of Wikipedia articles enriched with items from Data Provider	58 articles
Amount of edits	268
New created articles	41
Languages	Latvian, Russian
Costs	547.16 EUR

### 3.7 FMS: traditional music of Thrace (23 March 2016)

On March the 23<sup>rd</sup> 2016 the edit-a-thon took place at the [Music Library of Greece at the Athens Concert Hall](#) where 38 people shared their love for music and Wikipedia. The goal of the event was to enrich Greek Wikipedia articles with Greek traditional songs, from the Library's collection.

The event was organised by the Music Library of Greece (FMS) and the National Technical University of Athens (NTUA) participated as a technical partner. This edit-a-thon would have been no success without the help of [GFOSS](#) (Greek Free/Open Source Software Society) and Costas Papadimas, who gave a speech on the importance of Open Source software and correct rights labelling of digital heritage objects, and helped the participants in Wikipedia editing. Moreover, Manos Kefalas, a dedicated Wikipedia expert and instructor in a [Wikipedia school](#), along with his students, helped prepare the event and provided valuable guidelines and instructions to all the participants.

<sup>52</sup> Based on: <https://lv.wikipedia.org/w/index.php?title=Special:Contributions>



Figure 11: Participants at work. Photo by Marianna Anastasiou (FMS), [CC BY-SA](#)

This event was successful in gathering people from different backgrounds, in terms of knowledge and interests. Some of the participants were library patrons and music enthusiasts who had a special interest in the edit-a-thon's subject, and were given the opportunity to know more about Wikipedia. Others were Wikipedia enthusiasts, many of them active members of the Wikipedia volunteer community. Participants became acquainted with the traditional music and dance of Thrace and eastern Macedonia and the programme "Recording, study and promotion of the music of Greek heritage in music and dance" through a presentation from Vera Kriezi (FMS). As part of the programme participants were also given a tour of the Music Library of Greece by the Library's director Stephanie Merakos.

Harry van Biessum and Themistoklis Karavellas (NISV), representing Europeana Sounds, gave introductory speeches about the project and its crowdsourcing and enriching activities. A short introduction to the day was presented by Marianna Anastasiou from FMS, during which the participants were informed about all the resources available to them: [112 songs](#)<sup>53</sup> of the Library's collection, labelled with a Creative Commons - Attribution Share-alike license<sup>54</sup>, were uploaded to [Wikimedia Commons](#), accompanied by extensive [metadata](#) and a table of [suggested articles](#) to edit was also provided to the participants.

---

53

[https://commons.wikimedia.org/wiki/Category:Media from Music Library of Greece of The Friends of Music Society](https://commons.wikimedia.org/wiki/Category:Media_from_Music_Library_of_Greece_of_The_Friends_of_Music_Society)

<sup>54</sup> <https://creativecommons.org/licenses/by-sa/2.0/>



## Ζουρνάς

Από τη Βικιπαίδεια, την ελεύθερη εγκυκλοπαίδεια

Ο **ζουρνάς** είναι **πνευστό** μουσικό όργανο που παίζεται στο κέντρο της **Ευρασίας** και απαντάται από τα **Βαλκάνια** έως την Κεντρική Ασία. Συνήθως συνοδεύεται από **νταούλι** (μπάσο τύμπανο) στην λαϊκή μουσική της Ανατολίας.


**Πίνακας περιεχομένων** [Απόκρυψη]

- 1 Χαρακτηριστικά και ιστορία
- 2 Λαογραφικό
- 3 Ετυμολογία και ορολογία
- 4 Παραπομπές
- 5 Πηγές

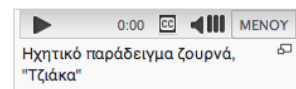
### Χαρακτηριστικά και ιστορία [Επεξεργασία] [επεξεργασία κώδικα]

Ο ζουρνάς είναι ξύλινο πνευστό όργανο που παίζεται στις χώρες της **Ανατολίας**, της **Μέσης Ανατολής** και της **Κεντρικής Ασίας** κυρίως στη λαϊκή μουσική. Ο ζουρνάς είναι ένα κωνικό **όμπσε**, κατασκευασμένο από το δέντρο **βερικοκιά**, και χρησιμοποιεί ένα διπλό καλάμι που δημιουργεί έναν απότομο, διαπεραστικό ήχο. Ιστορικά έχει παιχτεί σε εξωτερικούς χώρους κατά τη διάρκεια των εορταστικών εκδηλώσεων, όπως οι γάμοι και οι αργίες. Έχει οκτώ τρύπες στο μπροστινό μέρος, επτά από τις οποίες χρησιμοποιούνται κατά την αναπαραγωγή, και μία τρύπα αντίχειρα που αλλάζει οκτάβα.

Είναι παρόμοιο με το **mizmar** της αραβικής μουσικής. Ο ζουρνάς χρησιμοποιείται επίσης στη λαϊκή μουσική των χωρών της περιοχής, ιδίως στο **Ιράν**, την **Αρμενία**, το **Ισραήλ**, το **Αφγανιστάν**, το **Ιράκ**, την **Συρία**, την **Τουρκία**, το **Αζερμπαϊτζάν**, την **Ελλάδα**, την **Βουλγαρία**, την **πρώην Γιουγκοσλαβική Δημοκρατία της Μακεδονίας**, την **Αλβανία**, την **Σερβία**, την **Βοσνία**, την **Κροατία** και άλλες χώρες του **Καυκάσου**, και έχει πλέον εξαπλωθεί σε όλη την **Κίνα** και την **Ανατολική Ευρώπη**. Στα σλαβικά έθνη των **Βαλκανίων**, συνήθως ονομάζεται **ζούρλα** (зурла).



τουρκικός και συριακός ζουρνάς [επέκταση]



**Figure 12: Greek Wikipedia article enriched with an Europeana Sounds item (via Wikimedia Commons)<sup>55</sup>**

After all the presentations and the tour the actual editing began. At the end of the day the participants created 11 new Wikipedia articles and re-used 34 different audio items to enrich Wikipedia articles 43 times. For example the beautiful [zurna wind instrument](https://en.wikipedia.org/wiki/Zurna)<sup>56</sup> can be heard on the [Greek](#) and [English](#) Wikipedia thanks to the participants of this edit-a-thon. The event was covered by journalist Aimilios Charbis in an article published in the top Greek newspaper *Kathimerini*.<sup>57</sup>

<sup>55</sup> Link to article: <https://el.wikipedia.org/wiki/Ζουρνάς>

<sup>56</sup> <https://en.wikipedia.org/wiki/Zurna>

<sup>57</sup> <http://www.kathimerini.gr/854218/article/politismos/moysikh/h-wikipedia-xorevei-paradosiako-syrto>

Overview:

Wikipedia project page	<a href="#">Edit-a-thon Friends of Music Society</a>
Collaboration with	<a href="#">Wikipedia School Athens</a> (Manos Kefalas) <a href="#">Greek Free/Open Source Software Society</a> (Costas Papadimas) <a href="#">National Technical University Athens</a> (technical assistance)
Used collections	<a href="#">Media from Music Library of Greece of The Friends of Music Society</a>
Participants	38
Returning participants	None of the new Wikipedians made contributions after this edit-a-thon. <sup>58</sup>
Data Provider items available on Wikimedia Commons for this edit-a-thon (uploaded before edit-a-thon)	111 items
Amount of items used to enrich Wikipedia articles	34 items
Amount of Wikipedia articles enriched with items from Data Provider	43 articles
Amount of edits	102 edits
New created Wikipedia articles	11 new articles
Languages	Greek, English
Costs	510 EUR

### 3.8 NISV: animal sounds (8 October 2016)

On the 8th of October 2016 NISV welcomed 19 participants to their second Europeana Sound edit-a-thon. In collaboration with the [Natuurbeelden Foundation](#) and [Wikimedia Netherlands](#) a full day event was hosted by NISV to make cultural heritage available on Wikimedia. [Bird songs](#), the [sound of neighing horses](#), a [video of the common brimstone](#) and various other material was added to Wikipedia articles.

<sup>58</sup> Based on: <https://el.wikipedia.org/w/index.php?title=Ειδικό:Συνεισφορές>



Figure 13: Arnold van Kreveld giving a presentation – Photo by Brigitte Jansen – [CC BY-SA](#).

During the edit-a-thon several presentations were given by the partners. Harry van Biessum from NISV first introduced the Europeana Sounds project, the edit-a-thons and NISV, Arnold van Kreveld gave a presentation about Stichting Natuurbeelden and then Kees van Vliet introduced Wikimedia Netherlands and their Project Natuur. Additionally a small workshop about editing Wikipedia was provided by Wikipedian Ellywa. In the afternoon the participants were given a tour through the depths of the NISV vaults. But of course, most of the day consisted of enriching Wikipedia articles; some participants even skipped lunch to continue working.

### Communicatie [\[ bewerken \]](#)

Cicades staan bekend om hun vermogen te kunnen 'zingen', ze maken een geluid dat vaak sterk lijkt op een hoge zoem- tot fluittoon. Het geluid wordt geproduceerd door kleine plaatjes te laten trillen met behulp van sterke spieren. Het geluidsapparaat is gelegen vlak achter het borststuk, aan de eerste achterlijfsegmenten.<sup>[1]</sup>

De werking van de geluidsorganen van cicades is als volgt; aan weerszijden van het lichaam zijn twee structuren aanwezig die de trommelorganen of tymbalen (1) worden genoemd. Aan de binnenzijde hiervan zijn twee verharde en enigszins gewelfde plaatsjes gelegen, de trilplaatjes (2). De trilplaatjes worden door een sterke en relatief grote spier (3) naar binnen gebogen, wat een luide klik veroorzaakt.<sup>[7]</sup> Het geluid wordt nog versterkt door de met lucht gevulde lichaamsholte van de cicade (4). Deze holte dient als klankkast wat het geluid versterkt, met name de grotere cicaden beslaat deze holte het grootste deel van het achterlijf en dan vooral bij de mannetjes. De cicade kan zelf geluiden waarnemen door kleine gehoororganen (5). De door de luchtzak versterkte geluiden laten een dun maar stevig orgaan resoneren, deze structuur wordt het trommelvlies of tympanum (6) genoemd. Hierdoor wordt het geluid nog verder versterkt wat de zeer luide zang van een aantal soorten verklaart. Het achterlijf fungeert hierbij als een *Helmholtzresonator*.<sup>[7]</sup>

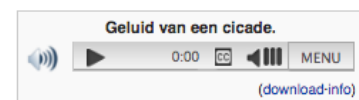
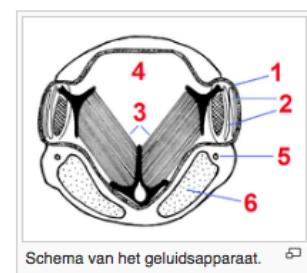


Figure 14: Dutch Wikipedia article enriched with an Europeana Sounds item (via Wikimedia Commons)<sup>59</sup>

At the end of the day the 19 participants had enriched 84 Wikipedia articles with 58 sounds and 24 videos. They also created 21 new Wikipedia articles and made in total 439 edit. These are some of our

<sup>59</sup> Link to article: <https://nl.wikipedia.org/wiki/Cicaden>

favourite enriched Dutch articles: [Kleine zeeappel](#), [Grote sponszwam](#), [Klein hoefblad](#), [Cicaden](#) en [Broebroec](#)

Overview:

Wikipedia project page	<a href="#">Dierenrijk edit-a-thon</a>
Collaboration with	<a href="#">Stichting Natuurbeelden</a> <a href="#">Wikimedia Netherlands</a> <a href="#">Project Natuur</a>
Used collections	<a href="#">Stichting Natuurbeelden on Open Images</a> <a href="#">Sound from Geluid van Nederland</a> <a href="#">Europeana Sounds Wildlife edit-a-thon at the British Library</a>
Participants	19
Returning participants	None of the new Wikipedians made contributions after this edit-a-thon. <sup>60</sup>
Data Provider items available on Wikimedia Commons for this edit-a-thon (uploaded before edit-a-thon)	64 items
Amount of items used to enrich Wikipedia articles	82 items (58 sounds and 24 videos)
Amount of Wikipedia articles enriched with items from Data Provider	84 articles (58 articles with sounds and 24 with videos)
Amount of edits	439 edits
New created articles	21 new articles
Languages	Dutch, English
Costs	474.11 EUR

### 3.9 BL: wildlife sounds (8 October 2016)

The British Library held its second Europeana Sounds edit-a-thon on Saturday 8th of October. The goal of the day was to enrich as many Wikipedia articles as possible with relevant sound recordings of African bird sounds.

The British Library provided [105 audio recordings](#)<sup>61</sup> of birdsong, many of them from [A.R. Gregory's collection of Kenyan birdsong](#). A selection of these recordings, originally made in the 1960s and 1970s,

<sup>60</sup> Based on: <https://nl.wikipedia.org/wiki/Speciaal:Bijdragen>

<sup>61</sup> [https://commons.wikimedia.org/wiki/Category:Wildlife\\_Sounds\\_in\\_the\\_British\\_Library](https://commons.wikimedia.org/wiki/Category:Wildlife_Sounds_in_the_British_Library)



were uploaded onto Wikimedia Commons by NISV, for example, A.R. Gregory's recording of the bare-faced go-away-bird, now also available on Europeana Sounds.



Figure 15: Participants during the day. Picture by [Wikimedia UK](#), User: [Jwslubbock](#).

On the day of the edit-a-thon, participants received training in editing Wikipedia articles and then got to work. There were 13 participants who managed to enrich 342 articles and created seven new articles. Similar to the first edit-a-thon held by the British Library, the aim was to enrich as many language pages as possible with the uploaded bird songs.

Prior to the event Wikipedia was scoured for the pages relating to each bird or animal that was included in the upload of sounds. The majority of the pages did not have any sound example attached to them, and a small number had sound of a poor quality. This list was added to the project page on Wikipedia and participants worked their way through these, adding sounds to the pages and in every possible language.

## Bare-faced go-away-bird

From Wikipedia, the free encyclopedia

The **bare-faced go-away-bird** (*Corythaixoides personatus*) is a species of **bird** in the **Musophagidae** family which is native to the eastern Afrotropics. It is named for its distinctive and uniquely bare, black face. The genus is named for the *g'way* call of its near relation, the grey go-away-bird.


### Contents [hide]

- 1 Description
- 2 Habits
- 3 Range and habitat
- 4 Races
- 5 References
- 6 External links

### Description [edit]

The sexes are similar. It measures 16–17 cm from bill tip to tail tip.<sup>[2]</sup>

### Habits [edit]



It is a noisy and restless species, that moves about singly or in groups.<sup>[3]</sup> Its call is a double or repetitive *kow-kow*...<sup>[3]</sup>

### Range and habitat [edit]

It is found in two disjunct areas in Africa: one in Ethiopia, and the other in Burundi, DRC, Kenya, Malawi, Rwanda, Tanzania, Uganda and Zambia.<sup>[4]</sup> It occurs in open woodland, thickets and in cultivation with scattered trees. It may be found up to 1,400 m, but at Loita up to 2,200 m in scattered cedar, acacia and evergreen scrub.<sup>[5]</sup>



Figure 16: English Wikipedia article enriched with an Europeana Sounds item (via Wikimedia Commons)<sup>62</sup>

During the event participants worked on different language Wikipedia's to also enhance these with the correct sounds. Therefore, during this edit-a-thon 65 different languages were edited during the day; ensuring that the sounds have a reach of more than just the Wikipedia English pages. Again, as with the first event, the sounds were also uploaded to Wikidata and Wikispecies. Wikimedia UK also made a 3 minute film of the day which they will be using to highlight the benefits of holding an edit-a-thon within a memory institution and the benefits that can be gained from it. This film can be found here:

<https://www.youtube.com/watch?v=N8OyGOCBzjI>

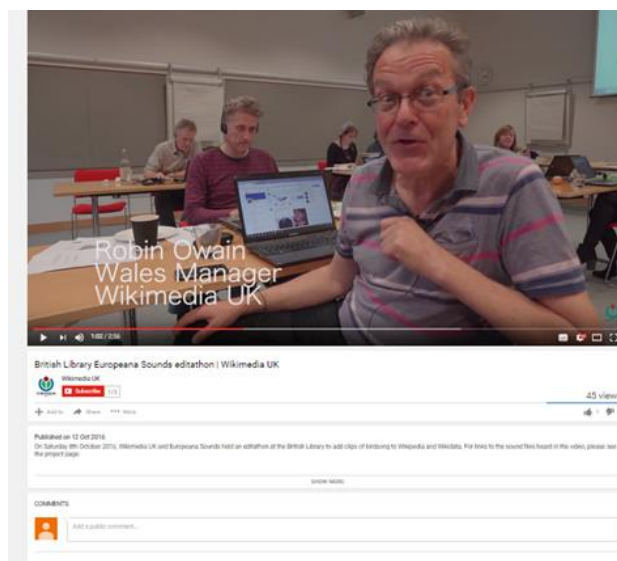


Figure 17: Still from the film

<sup>62</sup> Link to article: [https://en.wikipedia.org/wiki/Bare-faced\\_go-away-bird](https://en.wikipedia.org/wiki/Bare-faced_go-away-bird)

Overview:

Wikipedia project page	<a href="#">Edit-a-thon British Library Wildlife sounds</a>
Collaboration with	<a href="#">Wikimedia Chapter UK</a> (Stuart Prior, Andy Mabett, Clem Rutter)
Used collections	<a href="#">Wildlife Sounds in the British Library</a>
Participants	13
Returning participants	None of the new Wikipedians made contributions after this edit-a-thon. <sup>63</sup>
Data Provider items available on Wikimedia Commons for this edit-a-thon (uploaded before edit-a-thon)	105 items
Amount of distinct items added to Wikipedia articles	62 items
Amount of Wikipedia articles enriched with items from Data Provider	342 articles
Amount of edits	369 edits
New created Wikipedia articles	7 new articles
Languages	English and 64 other languages
Costs	226.82 EUR (converted from GBP to EUR – approximate conversion)

### 3.10 SB: Ruben collection (phonograph cylinders) (23 October 2016)

25 participants eagerly awaited the beginning of the edit-a-thon at Statsbiblioteket of Denmark in Aarhus. Most of the participants were musicology students; furthermore, a couple of history students and staff members from Statsbiblioteket were also present. They knew they were going to spend the day writing a key article on Wikipedia about the earliest Danish sound history – the Ruben Collection - that consists of the oldest Danish sound recordings dating back to 1889-1897. The goal was to enrich and illustrate the article with numerous recordings from the collection. After a welcome to Statsbiblioteket and the edit-a-thon, Harry van Biessum, representative from Europeana Sounds, gave an introduction to Europeana Sounds and an overview of the previous edit-a-thons under the auspices of the project.

<sup>63</sup> Based on: <https://en.wikipedia.org/wiki/Special:Contributions>

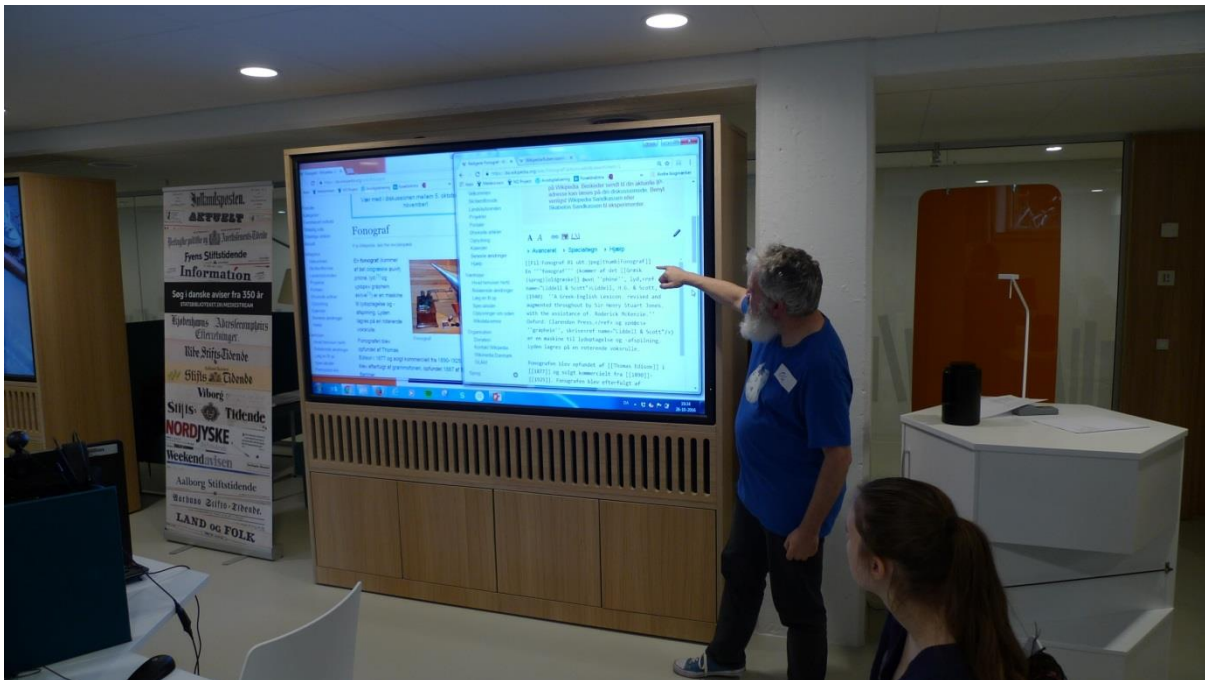


Figure 18: Wikipedian Ole Palnatoke Andersen explaining how to edit Wikipedia - Photo by Harry van Biessum – [CC BY-SA](#).

Then Professor in Musicology, Steen Kaargaard Nielsen, of Aarhus University shared his knowledge of the Ruben Collection. The collection consists of [127 unique wax cylinder recordings](#)<sup>64</sup>. “Statsbiblioteket is very courageous in offering the collection for dissemination”, Steen stated, “The Ruben Collection is one of the most nerdy music collections I know.” His eyes lit up, when he talked about the Ruben cylinders, and his fascination by the recordings and their history was obvious. Steen started his presentation with an outline of the history of Edison’s phonograph. Without the invention of the phonograph, the Ruben Collection would not even be in existence.

The Ruben Collection is essential audio history. The recordings reflect Copenhagen higher middle class life at the end of the 19<sup>th</sup> century. Each cylinder has its own story and some stories are shorter than others. The wax cylinders and the phonograph made home recordings possible. This was not possible again until the invention of the cassette recorder. For example, [cylinder no. 6](#)<sup>65</sup>, is a recording from a private get-together at the Ruben family’s home. Emilie Henriette Poulsen thanks Mr Ruben for a nice evening with a short speech and singings. Try to catch the background noises: laughter and bawling reflect a relaxed atmosphere.

Steen has worked on identifying the correct metadata for the individual recordings of the collection for several years. The process entailed listening to the recordings over and over, researching names he picked, trying to recognize voices and instruments – which was not always an easy task. The speed of replaying the cylinders is rather important, as there is no standard speed for cylinder recordings.


<sup>64</sup> [https://commons.wikimedia.org/wiki/Category:Ruben\\_collection](https://commons.wikimedia.org/wiki/Category:Ruben_collection)

<sup>65</sup> Listen to the audio item on Europeana here: [http://www.europeana.eu/portal/da/record/2059203/data\\_sounds\\_http\\_www\\_statsbiblioteket\\_dk\\_nationalbibliotek\\_adgang\\_til\\_samlingerne\\_musik\\_og\\_lyd\\_rubensamlingen\\_lydoptagelser\\_resolveuid\\_e44b6a22e78f44c5a6c2de06fd3e40ad.html?q=statsbiblioteket+ruben](http://www.europeana.eu/portal/da/record/2059203/data_sounds_http_www_statsbiblioteket_dk_nationalbibliotek_adgang_til_samlingerne_musik_og_lyd_rubensamlingen_lydoptagelser_resolveuid_e44b6a22e78f44c5a6c2de06fd3e40ad.html?q=statsbiblioteket+ruben)



## Niels Juel Simonsen

Fra Wikipedia, den frie encyklopædi

 Ikke at forveksle med *Niels Simonsen*.

**Niels Juel Simonsen** (16. maj 1846 i København – 25. maj 1906 sammesteds) var en dansk operasanger (baryton), der i en menneskealder var en af de førende på Det Kongelige Teater i København.

Han var søn af operasangerinde Catharine Simonsen og kgl. kapelmusikus Sophus Simonsen.

Han fik sin debut i 1868 i titelpartiet i Marschners opera *Hans Heiling* og siden i store partier som Hans Sachs i *Wagners Mestersangerne i Nürnberg*, *Figaro* i Mozarts *Figaros Bryllup* og Marsk Stig i Heises *Drot og Marsk*. Han sang partiet som Saul i Carl Nielsens *Saul og David* ved uropførelsen i 1902.

Konsul Ruben indspillede en valse med Niels Juel Simonsen og Anna Christine Thorning-Lembcke i 1894. Niels Juel Simonsen indspillede plader for *The Gramophone Co.* i 1899 og 1903 (*Skandinavisk Grammophon A/S*). I 1903 indspillede han også valse for *Dansk Fonogrammagasin*. Trods datidens teknik kan hans malmlufde røst fornemmes.

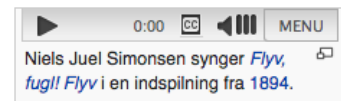


Figure 19: Danish Wikipedia article enriched with a Europeana Sounds item (via Wikimedia Commons)<sup>66</sup>

Arriving at the technical part of his presentation, Steen gave the floor to sound engineer Claus Byrith. Due to Claus' commitment to the collection, one can hear more than just scratchy noises in the recordings. His job was to restore the sound as much as possible, and he has done a very good job. Claus knows all about the technical parts of the phonograph, its construction and its workings.

Claus' presentation was followed by the practical part of the edit-a-thon: Wikipedian Ole Palnatoke Andersen introduced his audience to writing and editing articles on Wikipedia. After the assignment of themes and persons to write about, it was time to break for lunch – or maybe not. The participants lingered at their laptop screens a little while longer, the sign of a very dedicated audience.

After lunch, time flew by quickly while everybody was busy writing on his or her part of the article. Most of the participants were seized with such enthusiasm, that they stayed even after the edit-a-thon had officially ended in order to write just a little bit more. Now the article about the Ruben Collection has moved into the 'real' Wikipedia and is now live and provides other Wikipedians with the opportunity to contribute to the article. On the 9<sup>th</sup> of November Karen Williams (SB), Steen Kaargaard Nielsen (Aarhus University), Ole Palnatoke Andersen and Villy Fink Isakson (Wikimedia Denmark) gathered again in order to plan their future collaboration.

<sup>66</sup> Link to article: [https://da.wikipedia.org/w/index.php?title=Niels\\_Juel\\_Simonsen](https://da.wikipedia.org/w/index.php?title=Niels_Juel_Simonsen)

Overview:

Wikipedia project page	<a href="#">Edit-a-thon SB 2016</a>
Collaboration with	<a href="#">Wikimedia Chapter Denmark</a> (Ole Palnatoke Andersen, Villy Fink Isakson)  <a href="#">School of Communication and Culture, Aarhus University</a> ( <a href="#">Associate Professor Musicology Steen Kaargaard Nielsen</a> )  <a href="#">Claus Byrith</a> (freelance sound engineer)
Used collections	<a href="#">Ruben Collection on Wikimedia</a>  <a href="#">Ruben Collection on website Statsbiblioteket</a>
Participants	24
Returning participants	Four new Wikipedians edited Wikipedia in the two weeks after the edit-a-thon. <sup>67</sup>
Data Provider items available on Wikimedia Commons for this edit-a-thon (uploaded before edit-a-thon)	6 items
Data Provider items uploaded to Wikimedia Commons during the edit-a-thon	95 items (after the edit-a-thon the uploads continued, on the 25th of November there were 25 more items uploaded to Wikimedia, which gives a total of 126 items donated by the SB)
Amount of items used to enrich Wikipedia articles	2 items
Amount of Wikipedia articles enriched with items from Data Provider	6 articles
Amount of edits	200 edits
New created articles	1 new article (visit the main article were all participants worked on here: <a href="https://da.wikipedia.org/wiki/Ruben-samlingen">https://da.wikipedia.org/wiki/Ruben-samlingen</a> )
Languages	Danish
Costs	650 EUR (this is an estimation)

### 3.11 ICCU/ICBSA: Giuseppe Verdi (11 November 2016)

21 experts came together to enrich Wikipedia about everything Verdi related On Friday 11 November which was the ninth Europeana Sounds edit-a-thon and held in Rome. ICCU and the Central institute for

<sup>67</sup> Based on: <https://da.wikipedia.org/wiki/Speciel:Bidrag>

Sound and Vision Heritage - [ICBSA](#) collaborated with [Wikimedia Italy](#)<sup>68</sup> to host an edit-a-thon dedicated to [Giuseppe Verdi](#)<sup>69</sup>. Experts from institutions all over Italy came together to share their knowledge on Wikipedia about everything related to Verdi. [78 original tracks and 12 images](#)<sup>70</sup> were uploaded to Wikimedia Commons for the edit-a-thon. The participants used these and several books, many of which suggested by experts who took part to the event, to create new Wikipedia articles and enrich existing articles. All non-Wikipedian participants were helped in their work by various long-time Wikipedia volunteers from the area of Rome.



Figure 20: Overview of the working participant - CC-BY-SA Brigitte Jansen

The morning started with an introduction by Marzia Piccininno who is responsible, together with Elisa Sciotti, for the implementation of the project. She welcomed the participants and told them more about the project and the role that ICCU and ICBSA played in the project. Brigitte Jansen from the NISV gave a short overview of the edit-a-thons that Europeana Sounds have organized in the past two years. After these presentations it was time for Luca Martinelli to explain to the participants a bit more about Wikimedia projects and how to edit Wikipedia. Next to Luca there were four other Wikipedians to help with any questions during the day.

<sup>68</sup> [https://meta.wikimedia.org/wiki/Wikimedia\\_Italia](https://meta.wikimedia.org/wiki/Wikimedia_Italia)

<sup>69</sup> [https://nl.wikipedia.org/wiki/Giuseppe\\_Verdi](https://nl.wikipedia.org/wiki/Giuseppe_Verdi)

<sup>70</sup>

[https://commons.wikimedia.org/wiki/Category:Media\\_from\\_Istituto\\_centrale\\_per\\_i\\_beni\\_sonori\\_ed\\_audiovisivi](https://commons.wikimedia.org/wiki/Category:Media_from_Istituto_centrale_per_i_beni_sonori_ed_audiovisivi)

**Quadro II** [ [modifica](#) | [modifica wikitesto](#) ]

L'incontro galante si trasforma in «tregenda»: mascherati da creature fantastiche, tutti gli abitanti di Windsor circondano il panciuto seduttore, mentre una schiera di folletti (i bambini di Windsor) lo tormenta e lo costringe a confessare i suoi peccati.

Finalmente Falstaff riconosce il servo Bardolfo e comprende di essere stato, una volta ancora, burlato. Intanto Ford sposa quella che crede sua figlia Nannetta con il Dr. Cajus ma, tolto il velo si scopre che è invece Bardolfo! L'opera così finisce in allegria: Ford si rassegna, acconsente al matrimonio di Nannetta e Fenton e invita tutti a cena; e Falstaff – ritrovata l'antica baldanza – detta la morale della storia: «Tutto nel mondo è burla.»

**Organico orchestrale** [ [modifica](#) | [modifica wikitesto](#) ]

La partitura di Verdi prevede l'utilizzo di

- 3 flauti (III. anche ottavino), 2 oboi, corno inglese, 2 clarinetti, clarinetto basso, 2 fagotti
- 4 corni, 3 trombe, 3 tromboni, trombone basso
- timpani, triangolo, piatti, grancassa
- arpa
- archi

Da suonare sul palco:

- chitarra, corno naturale in La bem.basso, campana in Fa.

**Sul fil d'un soffio etesio** (info file) [Aiuto](#)

0:00  MENU

interpretazione di **Toti Dal Monte**



1893:Coda davanti la porta d'ingresso al loggione del Teatro alla Scala, la sera della prima assoluta del Falstaff

**Figure 21: Italian Wikipedia article enriched with an Europeana Sounds item (via Wikimedia Commons)<sup>71</sup>**

During the day 12 new articles were created and 19 more articles were edited or integrated on Italian Wikipedia; moreover, 8 new categories were created on Wikimedia Commons and 11 Wikidata items were added or improved during the day. 25 out of the 90 digital resources made available on Commons are already used in 9 different projects (Wikidata and Italian, Dutch, German, Polish, Finnish, Spanish and Catalan Wikipedias).

All experts enjoyed their first experience of editing Wikipedia and enjoyed the idea of bringing their knowledge to a wider audience. All of them have expressed an interest to continue to work on Wikipedia. A conservatory teacher drafted a plan to involve the students in creating entries of Verdi's music performers, while some archivists made links between Wikipedia and the national portal created for the Bicentenary of the birth of Giuseppe Verdi. A final questionnaire was sent to the participants in order to gather feedback and suggestions for future edit-a-thons.

<sup>71</sup> Link to article: [https://it.wikipedia.org/w/index.php?title=Falstaff\\_%28Verdi%29](https://it.wikipedia.org/w/index.php?title=Falstaff_%28Verdi%29)

Overview:

Wikipedia project page	<a href="#">Editathon Verdiano</a>
Collaboration with	<a href="#">Wikimedia Italy</a>
Used collections	<a href="#">Media from Istituto centrale per i beni sonori ed audiovisivi</a>
Participants	21
Returning participants	None of the new Wikipedians made contributions after this edit-a-thon. <sup>72</sup>
Data Provider items available on Wikimedia Commons for this edit-a-thon (uploaded before edit-a-thon)	90 items
Amount of items used to enrich Wikipedia articles	25 items
Amount of Wikipedia articles enriched with items from Data Provider	19 articles
Amount of edits	126 edits on Wikipedia 183 edits on Wikidata 19 edits on Wikimedia Commons
New created Wikipedia articles	12
Languages	Italian, Dutch, German, Polish, Finnish, Spanish and Catalan
Costs	549 EUR

<sup>72</sup> Based on: <https://it.wikipedia.org/w/index.php?title=Speciale:Contributi>

## 4 Evaluation and lessons learned

### 4.1 Review of KPI 9

The official measurement of this GLAM-Wiki collaboration task only takes the amount of participants that attended the edit-a-thons into account (the KPI 9 target is 200 participants). Currently we can count 178 participants. However, after organising nine edit-a-thons it is safe to conclude that the amount of participants is not the best indicator for determining if an edit-a-thon is successful. A successful edit-a-thon depends on the goal of the event, the kind of participants, and the amount of help provided by Wikipedians and the hosts of the edit-a-thons. To do the organisation of these edit-a-thons justice this chapter will also evaluate results in terms of contextualisation, impact, content made available, and Wikipedia activity.

During the project 113 new Wikipedia articles were created and 839 audio items and 12 images were uploaded to Wikimedia Commons coming from seven different data providers. All of these items can be found under the Wikimedia Commons category: [Media donated for Europeana Sounds edit-a-thons](#). At the time of writing (25<sup>th</sup> of November 2016) these 839 items were re-used on Wikipedia articles 1,425 times in 105 different languages<sup>73</sup>, making use of 45% of all the available material (384 distinct items), according to the [GLAMorous tool](#)<sup>74</sup>. Compared to other GLAM-Wiki initiatives, this reuse percentage of 45% is very high. For instance, a national evaluation of GLAM-Wiki media donations in the Netherlands showed an average percentage of 7% reuse for digital heritage objects.<sup>75</sup> The high percentage for the digital heritage object donated within Europeana Sounds shows the positive impact of the edit-a-thons in stimulating the contextualisation of digital heritage within Wikipedia.

Last year the Wikipedia articles that have been enriched with digital heritage objects as the result of the Europeana Sounds edit-a-thons were viewed 19,264,867 times, with an average of 1.6 million visits per month (calculating from November 2015 until October 2016). During the month of October 2016 the Wikipedia articles that are enriched with Europeana Sounds items were viewed more than 1.5 million times.<sup>76</sup>

---

<sup>73</sup> Including the usage on two Wikipedia dictionaries (Wiktionary) and usage on the Outreach, Species and WikiData projects.

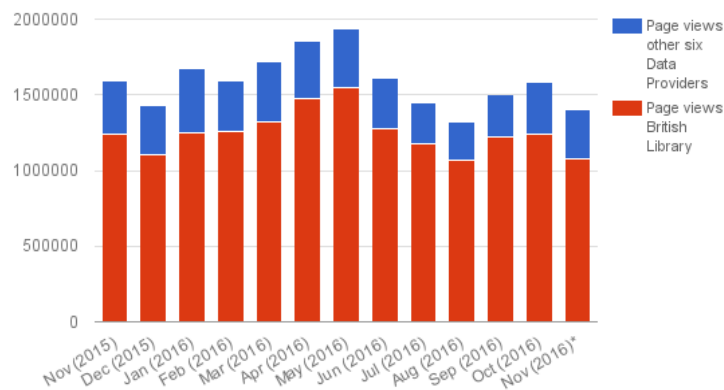
<sup>74</sup> <https://tools.wmflabs.org/glamtools/glamorous.php>

<sup>75</sup> <http://www.opencultuurdata.nl/2015/05/glametrics-nederlands-cultureel-erfgoed-op-wikipedia-bereikt-maandelijks-miljoenenpubliek/> (in Dutch)

<sup>76</sup> Permalink to this calculation using the GLAMorgan tool:

<https://tools.wmflabs.org/glamtools/glamorgan.html?&category=Media%20donated%20for%20Europeana%20Sounds%20edit-a-thons&depth=12&year=2016&month=10>

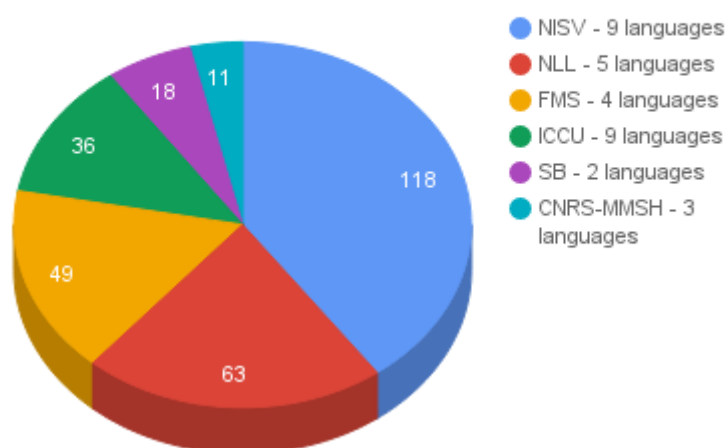




**Figure 22: Monthly page views of Wikipedia articles enriched with Europeana Sounds items (divided between the BL and the other six data providers)<sup>77</sup>**

When looking closely at the monthly page views, the very high reach of items donated by the British Library becomes apparent. The items donated by the British Library represent 1,240,736 page views in the month of October 2016 alone. Last year the Wikipedia articles enriched with items donated by the British Library were viewed 15,181,621 times. Not only can the dominance of the English language in the Western world account for this stunning number of views but another explanation can be found in the fact that the items donated by the British Library are used to enrich far more Wikipedia languages than just the English Wikipedia. Therefore it can be deemed important to edit multiple languages during edit-a-thon events.

### Number of enriched Wikipedia articles per Data Provider (excluding the BL)



**Figure 23: Number of enriched Wikipedia articles per data provider**

<sup>77</sup> \*= Statistics for the month November are calculated on the 27<sup>th</sup> of November 2016 (12.00 CET).

The 199 items (out of the 202 items in total) donated by the British Library are used to enrich 1130 Wikipedia articles in 104 different languages. In comparison the items donated by the other six data providers are used to enrich 295 Wikipedia articles in 17 different languages.

As mentioned above, the goals of the edit-a-thons vary and with that the results as well. Some of the edit-a-thons focussed mainly on enriching articles, whilst other edit-a-thons focussed more on writing articles. ICCU invited only experts out of their network and the NLL and SB invited students, the latter even incorporated the edit-a-thon as a part of a University course. At these edit-a-thons a huge amount of written contributions were made, which gave less time for enriching articles with digital heritage objects.

When focussing an edit-a-thon on the less time consuming task of enriching articles with digital heritage objects - by putting these in the relevant context of a Wikipedia article - the opposite result will be measured. During the first edit-a-thon at the BL it became apparent that a group of just 12 people can do a lot of work in one day. This edit-a-thon had a very clear focus on enriching Wikipedia articles with the 97 audio items that the BL provided. Because of this clear goal and the support of experienced Wikipedians the items were used to contextualize an impressive 446 Wikipedia articles.

By contrast, the edit-a-thon hosted by FMS had a very good turn out with 38 participants. This high amount of participants is positive in relation to the KPI attached to this task, but the gathering of a group this big does not necessarily mean that more work is being done. If the participants know little or nothing about Wikipedia it is harder to give the right support for all the individuals in the group. The contributions by the more experienced Wikipedians may suffer from this, although the chance of creating new active Wikipedians increases. This underlines the ambiguity of what can be considered a successful edit-a-thon.

## 4.2 Lessons learned

When looking at the results of these edit-a-thons it is advisable for Europeana and all of its data providers to keep organising edit-a-thons in the future. Firstly, the very high reach of Wikipedia articles that expose the data providers' cultural heritage objects in a - for the end user - very relevant context - of an encyclopaedic article - points in that direction. Also the way data providers can connect to relevant communities spreading knowledge about its collections with the potential of creating a group of dedicated ambassadors is an advantage enjoyed by GLAMs that actively collaborate with their local Wikimedia Chapter. While some data providers were already used to working with the Wikipedia community, others took the very first step to collaboration due to the Europeana Sounds project. A common trend amongst these data providers however emerges when looking to the future. Plans are being made with Wikimedia Chapters for setting up follow-up events and other forms of collaboration beyond the Europeana Sounds horizon.

In the following paragraph a couple of practical lessons learned are listed to avoid unnecessary mistakes. Always check who is in charge of the communication department of the hosting institution. Institutions may have a separate department for this and need to know about planned dissemination longer in advance than expected. When planning an edit-a-thon together with an institution it is advisable to let the contact person of that institution check with their staff if an edit-a-thon is feasible in



terms of practical support (available rooms, computers, internet cables). Note that there is a limit of 6 user accounts that can be created from a single IP address in a 24-hour period. There are exceptions for users with a [mass account creation](#) right, and you may want to request that right prior to an event when new accounts will be created.<sup>78</sup>

## 5 Conclusion

Within the Europeana Sounds GLAM-wiki collaboration task nine edit-a-thons were organised by seven data providers. These edit-a-thons were held in Italy, Denmark, Latvia, England, Greece, France and the Netherlands and attracted 178 participants in total. The data providers donated 851 cultural heritage objects to Wikimedia Commons for these edit-a-thons. The participants and the rest of the Wikipedia community used 45% of these donated objects to enrich 1.425 Wikipedia articles in 105 languages. The percentage of reuse of these digital cultural heritage objects on Wikipedia is very high, underlining the importance of organizing edit-a-thons. The Wikipedia articles enriched with cultural heritage objects donated for these Europeana Sounds edit-a-thons cumulatively attract an average monthly reach of 1.6 million page views. Next to these results there is an on-going process to make sure that contextual information from enriched Wikipedia articles will flow to Europeana (to be able to display this contextual information in the Europeana Collections and enhance multilingual search). An additional Europeana Sounds edit-a-thon will be held in January 2017 at the premises of NISV to make sure that the total amount of participants will at least reach 200 persons (KPI 9).

---

<sup>78</sup> [https://meta.wikimedia.org/wiki/Grants:Learning\\_patterns/Collecting\\_usernames\\_for\\_in-person\\_events](https://meta.wikimedia.org/wiki/Grants:Learning_patterns/Collecting_usernames_for_in-person_events)

## 6 List of publications

The table below denotes the publicity generated before and after the individual edit-a-thons and where it was published.

Partner	Publications
NISV	<ul style="list-style-type: none"> <li>• <a href="http://www.europeanasounds.eu/news/lets-add-a-bit-of-nature-to-wikipedia">http://www.europeanasounds.eu/news/lets-add-a-bit-of-nature-to-wikipedia</a></li> <li>• <a href="http://www.informatieprofessional.nl/nieuws/2014/12/beeld-en-geluid-organisee/index.xml">http://www.informatieprofessional.nl/nieuws/2014/12/beeld-en-geluid-organisee/index.xml</a></li> <li>• <a href="http://www.natuurbeelden.nl/nieuws/wikipediadag-met-natuurbeelden-bij-beeld-en-geluid">http://www.natuurbeelden.nl/nieuws/wikipediadag-met-natuurbeelden-bij-beeld-en-geluid</a></li> <li>• <a href="http://www.europeanasounds.eu/news/wikipedia-day-at-sound-and-vision">http://www.europeanasounds.eu/news/wikipedia-day-at-sound-and-vision</a></li> <li>• <a href="http://www.beeldengeluid.nl/en/blogs/research-amp-development-en/201610/2nd-europeana-sounds-edit-thon-wildlife">http://www.beeldengeluid.nl/en/blogs/research-amp-development-en/201610/2nd-europeana-sounds-edit-thon-wildlife</a></li> </ul>
CNRS-MMSH	<ul style="list-style-type: none"> <li>• <a href="http://blog.wikimedia.fr/des-archives-sonores-sur-wikipedia-et-wikimedia-commons-8087">http://blog.wikimedia.fr/des-archives-sonores-sur-wikipedia-et-wikimedia-commons-8087</a></li> <li>• <a href="http://aeda-up.blogspot.fr/2015/10/compte-rendu-de-ledit-thon-du-23.html">http://aeda-up.blogspot.fr/2015/10/compte-rendu-de-ledit-thon-du-23.html</a></li> <li>• <a href="http://phonotheque.hypotheses.org/16137">http://phonotheque.hypotheses.org/16137</a></li> <li>• <a href="http://www.europeanasounds.eu/news/storytelling-encyclopedia-mmsH-edit-a-thon">http://www.europeanasounds.eu/news/storytelling-encyclopedia-mmsH-edit-a-thon</a></li> </ul>
BL	<ul style="list-style-type: none"> <li>• <a href="http://www.bbc.co.uk/programmes/p03f7mqv">http://www.bbc.co.uk/programmes/p03f7mqv</a></li> <li>• <a href="https://www.youtube.com/watch?v=N8OyGOBzjl">https://www.youtube.com/watch?v=N8OyGOBzjl</a></li> <li>• <a href="http://www.europeanasounds.eu/news/the-bare-faced-go-away-bird-just-got-a-makeover">http://www.europeanasounds.eu/news/the-bare-faced-go-away-bird-just-got-a-makeover</a></li> <li>• <a href="http://britishlibrary.typepad.co.uk/sound-and-vision/2015/10/europeana-sounds-editathon.html">http://britishlibrary.typepad.co.uk/sound-and-vision/2015/10/europeana-sounds-editathon.html</a></li> <li>• <a href="http://www.europeanasounds.eu/news/wiki-edit-a-thon-wildlife-sounds">http://www.europeanasounds.eu/news/wiki-edit-a-thon-wildlife-sounds</a></li> <li>• <a href="http://blogs.bl.uk/sound-and-vision/2016/09/europeana-sounds-second-">http://blogs.bl.uk/sound-and-vision/2016/09/europeana-sounds-second-</a></li> </ul>

	<p><a href="#">editathon.html</a></p> <ul style="list-style-type: none"> <li>• <a href="http://www.europeanasounds.eu/news/come-on-a-sound-safari-with-the-british-library-and-wikimedia">http://www.europeanasounds.eu/news/come-on-a-sound-safari-with-the-british-library-and-wikimedia</a></li> <li>• <a href="https://en.wikipedia.org/wiki/Wikipedia:GLAM/British_Library/British_wildlife_edit-a-thon_2016">https://en.wikipedia.org/wiki/Wikipedia:GLAM/British_Library/British_wildlife_edit-a-thon_2016</a></li> </ul>
NLL	<ul style="list-style-type: none"> <li>• <a href="http://tvplay.skaties.lv/parraides/900-sekundes/713663">http://tvplay.skaties.lv/parraides/900-sekundes/713663</a></li> <li>• <a href="http://skaties.lv/zinas/latvija/sabiedriba/notikusi-pirma-kolektiva-wikipedia-radosa-darbnica-latvija/">http://skaties.lv/zinas/latvija/sabiedriba/notikusi-pirma-kolektiva-wikipedia-radosa-darbnica-latvija/</a></li> <li>• <a href="http://www.europeanasounds.eu/news/wikipedia-edit-a-thon-at-the-national-library-of-latvia">http://www.europeanasounds.eu/news/wikipedia-edit-a-thon-at-the-national-library-of-latvia</a></li> <li>• <a href="http://www.lnb.lv/lv/notiks-vikipedijas-darbnica">http://www.lnb.lv/lv/notiks-vikipedijas-darbnica</a></li> <li>• <a href="http://www.diena.lv/raksts/kd/zinas/latvijas-nacionalaja-biblioteka-notiks-vikipedijas-darbnica-14132098">http://www.diena.lv/raksts/kd/zinas/latvijas-nacionalaja-biblioteka-notiks-vikipedijas-darbnica-14132098</a></li> <li>• <a href="http://bb.vesti.lv/news/latvijas-nacionalaja-biblioteka-notiks-vikipedijas-darbnica?13436">http://bb.vesti.lv/news/latvijas-nacionalaja-biblioteka-notiks-vikipedijas-darbnica?13436</a></li> <li>• <a href="http://epadomi.lv/kulturasvestis/radosi/darbnicas/29022016-latvijas-nacionalaja-biblioteka-notiks-vi">http://epadomi.lv/kulturasvestis/radosi/darbnicas/29022016-latvijas-nacionalaja-biblioteka-notiks-vi</a></li> <li>• <a href="http://www.7guru.lv/blog/notikumi-2/latvijas-nacionalaja-biblioteka-notiks-vikipedijas-darbnica/">http://www.7guru.lv/blog/notikumi-2/latvijas-nacionalaja-biblioteka-notiks-vikipedijas-darbnica/</a></li> <li>• <a href="http://heyevent.com/event/ztduewnwlfgua/vikipedijas-edit-a-tons-latvijas-nacionalaja-biblioteka">http://heyevent.com/event/ztduewnwlfgua/vikipedijas-edit-a-tons-latvijas-nacionalaja-biblioteka</a></li> </ul>
FMS	<ul style="list-style-type: none"> <li>• <a href="http://www.kathimerini.gr/854218/article/politismos/moysikh/h-wikipedia-xoreyei-paradosiako-syrtohttp://www.culturenow.gr/45760/h-wikipedia-tragoydaei-ellhnika-hmerida-sth-moysikh-vivliothkhhttp://www.statusnet.gr/">http://www.kathimerini.gr/854218/article/politismos/moysikh/h-wikipedia-xoreyei-paradosiako-syrtohttp://www.culturenow.gr/45760/h-wikipedia-tragoydaei-ellhnika-hmerida-sth-moysikh-vivliothkhhttp://www.statusnet.gr/</a></li> <li>• <a href="http://www.wikipedia.gr/wiki/%CE%92%CE%B9%CE%BA%CE%B9%CF%80%CE%B1%CE%AF%CE%B4%CE%B5%CE%B9%CE%B1:%CE%91%CE%B3%CE%BF%CF%81%CE%AC">http://www.wikipedia.gr/wiki/%CE%92%CE%B9%CE%BA%CE%B9%CF%80%CE%B1%CE%AF%CE%B4%CE%B5%CE%B9%CE%B1:%CE%91%CE%B3%CE%BF%CF%81%CE%AC</a></li> <li>• <a href="http://news.findgr.net/p/1829834_i-wikipedia-tragoudaei-ellinika-imerida-sti-mousiki-bibliothiki.html">http://news.findgr.net/p/1829834_i-wikipedia-tragoudaei-ellinika-imerida-sti-mousiki-bibliothiki.html</a></li> <li>• <a href="http://www.mmb.org.gr/page/default.asp?id=8176">http://www.mmb.org.gr/page/default.asp?id=8176</a></li> </ul>

	<ul style="list-style-type: none"> <li>• <a href="http://www.news.gr/tech/internet/article/256497/h-wikipedia-tragoydaei-ellhnika.html">http://www.news.gr/tech/internet/article/256497/h-wikipedia-tragoydaei-ellhnika.html</a></li> <li>• <a href="https://mycontent.ellak.gr/2016/02/26/i-wikipedia-tragoudai-ellinika-editathon-emploutismou-tis-wikipedia-me-elliniki-paradosiaki-mousikistis-23-martiou/">https://mycontent.ellak.gr/2016/02/26/i-wikipedia-tragoudai-ellinika-editathon-emploutismou-tis-wikipedia-me-elliniki-paradosiaki-mousikistis-23-martiou/</a></li> <li>• <a href="http://www.thetoc.gr/politismos/article/i-wikipedia-tragoudaei-ellinika">http://www.thetoc.gr/politismos/article/i-wikipedia-tragoudaei-ellinika</a></li> <li>• <a href="http://www.multi-news.gr/news-wikipedia-tragoudai-ellinika/#axzz41HAAWEdz">http://www.multi-news.gr/news-wikipedia-tragoudai-ellinika/#axzz41HAAWEdz</a></li> <li>• <a href="http://www.palo.gr/politistika-nea/i-wikipedia-tragoydaei-ellinika/14136426/">http://www.palo.gr/politistika-nea/i-wikipedia-tragoydaei-ellinika/14136426/</a></li> <li>• <a href="https://mycontent.ellak.gr/2016/02/26/i-wikipedia-tragoudai-ellinika-editathon-emploutismou-tis-wikipedia-me-elliniki-paradosiaki-mousikistis-23-martiou/">https://mycontent.ellak.gr/2016/02/26/i-wikipedia-tragoudai-ellinika-editathon-emploutismou-tis-wikipedia-me-elliniki-paradosiaki-mousikistis-23-martiou/</a></li> <li>• <a href="http://www.pemptousia.gr/2016/02/i-wikipedia-tragoudai-ellinika/">http://www.pemptousia.gr/2016/02/i-wikipedia-tragoudai-ellinika/</a></li> <li>• <a href="http://www.tovima.gr/culture/article/?aid=784710">http://www.tovima.gr/culture/article/?aid=784710</a></li> <li>• <a href="http://www.avopolis.gr/music-news/greek-news/55740-wikipedia-greek-tradition">http://www.avopolis.gr/music-news/greek-news/55740-wikipedia-greek-tradition</a></li> <li>• <a href="http://www.news.gr/tech/internet/article/259337/h-wikipedia-tragoydaei-ellhnika-sto-megaro.html">http://www.news.gr/tech/internet/article/259337/h-wikipedia-tragoydaei-ellhnika-sto-megaro.html</a></li> <li>• <a href="http://www.parapolitika.gr/article/351754/i-wikipedia-tragoydaei-ellinika">http://www.parapolitika.gr/article/351754/i-wikipedia-tragoydaei-ellinika</a></li> </ul>
SB	<ul style="list-style-type: none"> <li>• <a href="http://www.europeanasounds.eu/news/enriching-wikipedia-with-recordings-from-the-ruben-collection">http://www.europeanasounds.eu/news/enriching-wikipedia-with-recordings-from-the-ruben-collection</a></li> <li>• <a href="https://www.statsbiblioteket.dk/nationalbibliotek/europeana-sounds/edit-a-thon-rubensamlingen">https://www.statsbiblioteket.dk/nationalbibliotek/europeana-sounds/edit-a-thon-rubensamlingen</a></li> </ul>
ICCU	<ul style="list-style-type: none"> <li>• <a href="http://www.europeanasounds.eu/news/21-experts-came-together-to-enrich-wikipedia-about-everything-verdi-related">http://www.europeanasounds.eu/news/21-experts-came-together-to-enrich-wikipedia-about-everything-verdi-related</a></li> <li>• <a href="http://www.wikimedia.it/wiki4mediafreedom-la-liberta-stampa-le-ultime-novita-wikimedia-italia-newsletter-n-133-del-4-novembre-2016/">http://www.wikimedia.it/wiki4mediafreedom-la-liberta-stampa-le-ultime-novita-wikimedia-italia-newsletter-n-133-del-4-novembre-2016/</a></li> <li>• <a href="http://www.iasa-web.org/aggregator/sources/2">http://www.iasa-web.org/aggregator/sources/2</a></li> <li>• Newsletter ICCU n.11, November 2016 (not online at time of writing)</li> </ul>

## Appendix A: Terminology


A project glossary is provided at: <http://pro.europeana.eu/web/guest/glossary>.

Additional terms are defined below:

Term	Definition
APEX	Archives Portal Europe network of excellence
BL	The British Library
EC-GA	Grant Agreement (including Annex I, the Description of Work) signed with the European Commission
GLAM	Gallery, Library, Archive and Museum
PC	Project Coordinator
KPI	Key Performance Indicator
NISV	Netherlands Institute for Sound and Vision
NLL	National Library of Latvia
WP	Work Package

## Appendix B: The Edit-a-thon Handbook

[on following pages]





## Table of contents

### Authors

Harry van Biessum  
Brigitte Jansen  
Maarten Brinkerink  
Jesse de Vos  
Erwin Verbruggen

### Pictures

Sebastiaan ter Burg  
Erwin Verbruggen  
Brigitte Jansen  
Laura Miller

### 1. How to use this handbook

2. Edit-a-thons: the basics
  3. Partnership with Wikimedia
  4. Sounds on Wikipedia
    - 4.1 Thematic Edit-a-thons
    - 4.2. Note on Notability
  5. Using Europeana content
    - 5.1 Practical guide to uploading content
  6. Event promotion
    - 6.1 Generating Attention
  7. Edit-a-thon draft structure
  8. Follow up
    - 8.1 Measuring success
    - 8.2 How to collect these statistics?
  9. Finances
  10. Blogs and reports
- Glossary

Parts of this handbook are based on the Europeana Fashion Edit-a-Thon handbook, which has been released under a CC-BY-SA license.



Co-funded by the European Commission  
within the ICT Policy Support Programme



## I. How to use this handbook



In the Europeana Sounds Project, the Netherlands Institute for Sound and Vision has taken the lead in establishing partnerships with Wikimedia (Task 2.3). Together with the consortium partners and external parties, we organise a series of **Wikipedia edit-a-thons** in the context of the Europeana Sounds project and its subject matter.

An edit-a-thon is “a scheduled gathering, in person or online, where volunteers collectively write Wikipedia articles and/or improve existing articles with new information and enrich them with multimedia and/or data”<sup>1</sup>

Edit-a-thons improve the Wikipedia encyclopaedia through creation of new content, or the enrichment of existing content, and can be a great way to help new Wikipedians learn to edit. For Europeana Sounds, there are several good reasons to organise these events:

1. They provide contextualisation to the unique sound-related materials we have made available online;
2. They engage diverse communities and bring them together around a shared knowledge and passion;
3. They help promote Europeana Sounds;
4. They make participating partners reflect on new ways of providing access to their collections.

This document is meant to help you organise an edit-a-thon in your country. The authors of this handbook do not think there is only one way to organise an edit-a-thon: every country, every location, every collection, and every Wikimedia community is different, and the partnering institutions in Europeana Sounds have a lot of experience in organising public events.

With this handbook we intend to compile the lessons we have learned from the edit-a-thons organised for Europeana Fashion and our experience with the first Europeana Sounds edit-a-thon we hosted in Hilversum, in order to make it easier for you to organise one. After your event is over, please take a moment and return to this handbook and let us know if it matches your experiences: What did you do differently? What strategies worked well? Which ones did not?

The aim of the edit-a-thon series is to **facilitate the contextualisation of Europeana Sounds content on the Wikipedia platform.**

## 2. Edit-a-thons: the basics

What you need to organise an edit-a-thon:

1. Solid event-planning.
2. A well-lit room with decent Wi-Fi.
3. Computers for participants to use and/or a room for participants' laptops (if using laptops, provide enough outlets and/or power strips).
4. A good connection with the local Wikimedia Chapter and people who are willing to help, for example by instructing newcomers with how to edit Wikipedia. A good rule of thumb is to have at least one experienced Wikipedian per ten participants present at the event.
5. Any extended knowledge source that can be made available during the event: a curator and/or sounds expert, books and other reference material, online resources, etc.

### GENERAL WIKIPEDIA RESOURCES:

[Tutorial](#)  
[How to Edit a Page](#)  
[Article Development](#)  
[Your First Article](#)  
[Using the Article Wizard](#)  
[Manual of Style](#)  
[Bookshelf](#)  
[GLAM Outreach](#)

### ASK THE EXPERTS:

[Wikipedia: How to run an Edit-a-thon](#)  
[Wikipedia: Edit-a-thon How-to](#)  
[Video presentation: Introduction to edit-a-thons](#)



## 3. Partnership with Wikimedia

One of the benefits of edit-a-thons is that they bring together different communities that are involved with various aspects of sounds as subject matter. Host organisations will have a large network of sounds experts and can use the edit-a-thon as a great reason to bring this network together, help with contextualising heritage content and with contributing (cultural) knowledge and content to Wikipedia. Edit-a-thons are also a great way of getting in contact with new experts and audiences.

To make sure sounds and cultural knowledge are effectively contributed and contextualised you need Wikimedians.

Wikimedia volunteers bring experience to organising wiki-events and technical knowledge about how the platforms work to the table. It is crucial for an organisation planning to host an edit-a-thon to cooperate with local Wikimedians.

Wikimedia is the support foundation for multiple Wiki platforms, including Wikipedia. Their mission is “to empower and engage people around the world to collect and develop educational content under a free license or in the public domain, and to disseminate it effectively and globally”. Local Wikimedia Chapters “are independent organisations that share the goals of the Wikimedia Foundation and support them within a specified geographical region” and they provide volunteers, partners and organisations with a point of contact. They can help ensure a successful edit-a-thon.

Even more specific and incredibly relevant for Sound edit-a-thons, are the GLAM Wikimedia volunteers. GLAM stands for Galleries, Libraries, Archives, Museums and these volunteers are specialists in these fields and assist those who desire to “produce open-access, freely-reusable content for the public.” Be sure to see if there are any GLAM Wikimedia volunteers in your area. A link to the list can be found in the box below.

Note that event hosts and organisers should



## 4. Sounds on Wikipedia

coordinate with the Wikimedia people on how to approach people: They have a very strong community that has its own way of working. All community members are volunteers and you might need to win their confidence before moving on.

Also note that Wikimedia communicates in a very open, public style that may clash with the style your organisation is comfortable with. Inform them if there are any restraints or embargoes. But try to minimise restraints and try to adopt the open and public style of communication about this particular event with your institution.

### LOOKING FOR A WIKIMEDIA CHAPTER?

[Full list of Wikimedias](#)

[List of GLAM Wiki volunteers](#)

### MIND THE TERMINOLOGY:

*Wikipedia* - the encyclopaedia

*Wikimedia* - the support organisation, with Chapters in every country that are mostly volunteer-run

*Wikimedia Commons* - the media repository of open content that is re-used in the Wiki-project, like Wikipedia

*Wikidata* - the repository of structured open data

The aim of the edit-a-thon series is to contextualise the Europeana Sounds material on Wikipedia pages and to enrich knowledge about sound heritage on Wikipedia by adding new and improving incomplete articles. Furthermore, edit-a-thons are a great way for institutions to modernise their presence and consequently to reach out to a wider audience and build strong bonds with sound experts and enthusiasts by entering the sphere of Wikipedia.

Unfortunately there are not many sounds available on Wikimedia Commons. Currently only 1,5% out of over 28 million files hosted on Wikimedia Commons are sound files<sup>45</sup>. Although thousands of articles that have the potential to be enriched with sound recordings can be found on Wikipedia - on topics such as music, wildlife, machines, etc. - the text is rarely accompanied by audio. Here are some examples of reuse of content a Wikipedia article illustrating a topic:

- A recording of a music piece as an example of a execution performed by a specific orchestra.
- A original scan of a composition (manuscript), as source material with an article about the composition.
- An animal sound as audio-visual enrichment of an article of this animal.

Besides enriching Wikipedia articles with content there are some other examples of





ways to improve articles:

- Translating the metadata to other languages.
- Enrichment/improvement of the metadata.
- Adding categories to the content, which will create a relation with other content available on Wikimedia Commons.
- Fixing articles that are not categorised properly or at all, which makes them difficult to find.
- Extend topic descriptions, as they do not constitute even the most minimal

knowledge on the topic.

- Adding new articles about sounds. For example, a whole new article called “The return of the Soldier” could be created, referring to inter-war customs in Pont de Montvert France. These customs include serenades that would be sang by young men to the girl of their choice, Christmas carols, etc.

#### 4.1 Thematic Edit-a-thons

It can be very useful to focus an edit-a-thon on a specific theme. This theme can correlate with the collection you wish to give open access to, the expertise of the network you wish to invite or a parallel event. In this case it is to the benefit of all parties to make a list of topics related to the theme to keep the scope narrow and inspire participants with ideas.

They should also be encouraged to work in their native language as well as in English. This allows for a broader amount of European sounds knowledge to be improved during the event.

#### 4.2. Note on Notability

A common occurrence during and after edit-a-thons is that articles created do not meet [Wikipedia’s notability requirements](#). Three of the main requirements state that articles should have:

- Significant coverage
- Reliable sources
- Secondary sources

Meeting these criteria does not guarantee the acceptance or approval of an article after publication. Event organisers should keep this in consideration when deciding whether to have a thematic or a non-thematic edit-a-thon. A little direction pointing, guidance, and strategizing from organisers can help ensure that all additions to Wikipedia during the event survive.

Hosts can organise and provide the following assets for participants:

- Lists containing ideas for new articles should be backed up by available source material from a location’s collection.
- Lists of articles that can be edited or improved.
- New editors should be encouraged to edit or update these existing articles instead of writing new ones to avoid new articles being rejected.
- Wikimedians on hand should also be able to tell whether or not an article will meet the notability requirements.

#### NOTABILITY GUIDELINES:

[General Guidelines](#)  
[Organisation and Companies](#)  
[People](#)



## 5. Using Europeana content

Bringing people together to share knowledge and write together is wonderful. But the power of Europeana Sounds lies foremost in the marvellous collections it is making available online and the sound (expert) community it can mobilise for such an event.

The edit-a-thons are an excellent opportunity to make use of this content and knowledge and use it to illustrate articles, improve on existing ones or spawn new article ideas.

Wikimedia Commons is one part of the Wikimedia Foundation and is an extensive cultural resource with over 28 million digital objects for free use and reuse. This makes the platform uniquely invaluable. This is because, for example, digital archives like the Smithsonian's have extensive collections but not all objects are freely reusable and sites like World Images allow free use but lack the extensity of Wiki Commons. Here are some points to remember when dealing with uploading or sharing content on Wikipedia.

- All content uploaded to Wikimedia Commons needs to be either in the public domain (PD) or made available under a 'free culture' license (CC BY, CC BY-SA or CC0).
  - ◊ Discuss with the management of your organisation how many items/collections can be made available

this way.

- ◊ There are numerous benefits to opening up collections. See the box below for relevant articles and links!
- Think big, start small. If you find it difficult to begin, select 10 items to run through the process. You can always add more later.
  - ◊ The easiest step here is to start with Public Domain material or material the institution owns the copyright to.
  - ◊ This is also a good reason to get in touch with your local Wikimedia Chapter for support, guidance and batch uploads.

### 5.1 Practical guide to uploading content

Essentially anyone can upload content to Wikimedia Commons. Simply go to [the website](#) create an account and start uploading. For a batch of files there are alternative tools available.

Europeana developed the so-called [GLAMwiki Toolset \(GWtoolset\)](#), which makes batch uploading entire collections to Wikimedia Commons much easier. Setting it up for the first time however does take a considerable amount of time, so it only pays off when there are about 200 files or more to upload. The following conditions are necessary for using the GWtoolset: The material must be available online and it must have a permanent link to the digital

Bringing people together to share knowledge and write together is wonderful. But the power of Europeana Sounds lies foremost in the marvellous collections it is making available online and the sound (expert) community it can mobilise for such an event.

The edit-a-thons are an excellent opportunity to make use of this content and knowledge and use it to illustrate articles, improve on existing ones or spawn new article ideas.

Wikimedia Commons is one part of the Wikimedia Foundation and is an extensive cultural resource with over 28 million digital objects for free use and reuse. This makes the platform uniquely invaluable. This is because, for example, digital archives like the Smithsonian's have extensive collections but not all objects are freely reusable and sites like World Images allow free use but lack the extensity of Wiki Commons. Here are some points to remember when dealing with uploading or sharing content on Wikipedia.

- All content uploaded to Wikimedia Commons needs to be either in the public domain (PD) or made available under a 'free culture' license (CC BY, CC BY-SA or CC0).
  - ◊ Discuss with the management of your organisation how many items/collections can be made available this way.





- ◊ There are numerous benefits to opening up collections. See the box below for relevant articles and links!
- Think big, start small. If you find it difficult to begin, select 10 items to run through the process. You can always add more later.
- ◊ The easiest step here is to start with Public Domain material or material the institution owns the copyright to.
- ◊ This is also a good reason to get in touch with your local Wikimedia Chapter for support, guidance and batch uploads.

### 5.1 Practical guide to uploading content

Essentially anyone can upload content to Wikimedia Commons. Simply go to [the website](#), create an account and start uploading. For a batch of files there are alternative tools available.

Europeana developed the so-called [GLAMwiki Toolset \(GWtoolset\)](#), which makes batch uploading entire collections to Wikimedia Commons much easier. Setting it up for the first time however does take a considerable amount of time, so it only pays off when there are about 200 files or more to upload. The following conditions are necessary for using the GWtoolset:

- The material must be available online and it must have a permanent link to the digital file itself (NB. SoundCloud

for instance does not provide such a link).

- The link to the digital file must be included in the metadata.
- Because the GWtoolset is such a powerful tool (it can upload thousands of files) you need to get special rights as a Wikipedian to use the GWtoolset (for details: see [the online manual](#))).
- We also suggest you to ask permission for testing the tool on the [Beta server](#) (for details: see [the online manual](#)).
- The domain on which you host your files must be whitelisted via a task in [Phabricator](#).
- The metadata must be available in a flat (non-hierarchical) .xml.

An [extensive manual](#) for users of the GLAMwiki toolset is provided online. In need of some extra help? No problem, you can contact us or your local Wikimedia Chapter.

Perhaps your institution is not able to comply to all the rules and conditions mentioned above. With some manual labour the metadata can be mapped to the [Information template](#) on Wikimedia Commons. This template only has a limited amount of metadata fields so it might mean an improvement to your metadata.



#### BENEFITS OF OPENING UP YOUR COLLECTIONS:

Brinkerink, Maarten. [Dutch cultural heritage reaches millions every month](#). The Netherlands Institute of Sound and Vision, June 2015.

Verwayen, Harry, Martijn Arnoldus, and Peter B. Kaufman. [The Problem of the Yellow Milkmaid. A Business Model Perspective on Open Metadata](#). Europeana White Paper. Europeana, Kennisland, Intelligent Television, November 2011.

Kelly, Kristin. [Images of Works of Art in Museum Collections: The Experience of Open Access](#). The Andrew W. Mellon Foundation, April 25, 2013.

## 6. Event promotion

Nevertheless, none of the above matters will happen without participation! First and foremost, make sure prospective participants are aware that everybody is welcome - even if they do not have any experience with writing Wikipedia articles or if they are feeling they are no top experts in the field.

### 6.1 Generating Attention

A good way to promote the event and attract more volunteers for the edit-a-thon is to merge the Wikipedia edit-a-thon with another event such as a festival or an exhibition taking place around the same time. This strategy could result in more exposure and more participants showing up. It can also help organise a theme if one is desired. Sound communities, portals, bloggers, organisations and other institutions could be willing to act as project media partners and help with the initiative. Maybe they even have staff that would like to help out. At the very least they can help promote the event using social media tools or produce and disseminate a press release that describes the event to their network and local media channels. The event promotion must begin at least two months before the edit-a-thon. It is best to ask people to register, so you know how many people to expect. Also make sure that all partners (museums, funding projects, Wikimedia Chapter) are named in all communication materials and use their logos correctly.

Some promotional tools you can consider using in collaboration with...

#### Your local Wikimedia Chapter:

- [Wikimedia meet up page](#). Includes all information about the event, links to the [Europeana Sounds category](#) on Wikimedia Commons, a list of participants and a link to the registration page.
- Also use this as an opportunity to attract more Wikipedians to the event. Stress the networking opportunities they will have meeting the GLAM experts who will be in attendance.
- Wikipedia mailing lists.
- A notice on the [local Wikipedia's Village Pump](#) and/or the local Wikipedia's event page.
- Some Wikimedia Chapters have avid photographers who like taking pictures to report on the event.

#### Europeana Sounds communications:

- A Google form where people can register. We created an [example form](#) for you.
- A blog post announcing the event on the [Europeana Sounds portal](#).
- Europeana Sounds social media: [Facebook](#) / [Twitter](#) / [LinkedIn](#).
- Besides posting messages about the event we can also make a Facebook event for your edit-a-thon.
- A blog post after the event where you

report on how it went.

#### Your network

Most hosts will have an extensive and impressive network. Ask these network members if they will promote the event in their newsletter/blog/magazine. Some of them may already be planning to attend. We encourage you to write a press release and get in contact with your local press.



Europeana Sounds | 9



## 7. Edit-a-thon draft structure



### Project page

To help structuring the edit-a-thon for the organisers on the one hand and for the participants on the other hand it is best to create a project page on Wikipedia. An example of such a page can be found here (feel free to copy all categories): [https://nl.wikipedia.org/wiki/Wikipedia:GLAM/Beeld\\_en\\_Geluid/Editathon\\_Projectpage\\_Example\\_English](https://nl.wikipedia.org/wiki/Wikipedia:GLAM/Beeld_en_Geluid/Editathon_Projectpage_Example_English). The project page needs to be written in the language being used during the edit-a-thon and on the Wikipedia of the country that is hosting the edit-a-thon. In this project page several lists can be created, lists of the different collections being used, the Wikipedia names of the participants (mandatory for measuring purposes), task lists, information about the subject of the edit-a-thon, link to a survey for feedback. With this project page at hand a reference point for all participants (and organisers) during the day is created.

### Participant number

An edit-a-thon works best with a not to big group of participants. Having 20 to 35 participants is more than enough to have a fruitful event. If you predict more participants and can organise them beforehand, a workshop a few days before with Wikimedia volunteers explaining writing on Wikipedia would be most beneficial. If that is not possible, then plan to have more volunteers on hand the day of the event.

Another preparatory precaution that should not be overlooked is that Wikipedia allows only a certain amount of new accounts from the same IP-address. Therefore strongly encourage people to create their Wikipedia accounts from home, before the event begins.

### Time

The time can vary from half a day, a day to even two days. The most important task is to have a nice, inviting programme for the participants, with a possible guided tour or a presentation of an expert. Try and allocate 4 to 8 hours for writing, depending on the crowd. Students and scholars will tend to want to write more. Wikimedians: because of their intense involvement with GLAMs- especially appreciate 'backstage' tours i.e. showing them some behind the scene stuff that is not part of the regular exhibits. Tours are also a good way to inspire participants.

### Activity

The participants will create individual Wikipedia accounts (at home for large groups), learn how to write and edit articles (with the help of Wikimedia volunteers or trained curators), make use of the institution's collections on the Europeana Sounds portal and additional resources at the location. A typical day would consist of:

- Welcome - with coffee / small breakfast
- Introduction to sound heritage and the

- Europeana Sounds project
- Introduce the topic of the day by introduce your organisation's collection
  - Short introduction to Wikipedia and how Wikipedia works: the principles and thoughts behind the encyclopaedia
  - Searching for sources and tips while writing articles
  - Writing time. Depending on how long coffee and introductions took, plan for 2-3 hours
  - Lunch break: 1 hour
  - A tour of the institution / collection / behind the scenes of the institution. Give participants a fun reason besides writing to come to your event
  - More writing time
  - Small snacks halfway through that participants can casually go to at their leisure.
  - Concluding remarks

#### Surveys

Surveys are very important for current and future events, but are not a high priority for attendees. Post-event surveys do not have the high return rate as desired. Therefore consider reserving some time at the end of the edit-a-thon so participants can fill it in.

#### Language

While national events may be predominantly composed of people who speak the

native language be sure to take into count how many do not speak the language. They may feel excluded, unmotivated, and not understand all the directions. International events should be entirely in English.



## 8. Follow up

As with almost everything, we want to improve each time. Just because an edit-a-thon ended, this does not mean the work stops. What you do after the event is just as important as the event itself.

Here are some things that should occur after the event:

- Europeana Sounds would love to know the impact of the event. We created [a document](#) to provide us with some insight on the edit-a-thon. Please fill in this document.
- Write a blog post about the event. This will allow those who were not in attendance to see what they missed as well as informing, promoting future edit-a-thons and give a chance for those who were in attendance to reflect.
- Issue a press release.
- Compile all external press about the event.
- Send out a survey. We have made a [example survey](#) for you.
- It can be very effective to make some time in the program so participants can fill in the survey at the end of the edit-a-thon.
- Gather results from the survey in a report.

### 8.1 Measuring success

The success criteria of an event can be assessed in different ways. The most

general way is to calculate the amount of new articles created, articles updated and articles improved. The number of different languages articles are updated, edited, or improved in is also applicable. The quality of the new articles is also an important point. Other factors one can analyse are the attendance (especially the number of new contributors), the amount of time spent by participants on the actual edit-a-thon activity or the number of characters written during the edit-a-thon. Additionally, tallying the number of views that articles created during the edit-a-thon receive afterwards will help indicate if participants focused on top importance articles.

The amount of times the event was mentioned in blogs and the media, any new cooperation that were initiated due to the event and the number of donated files by GLAMs and institutions to Wikimedia as a direct result of the event and how many times they were used in and outside of Wikipedia are valuable assessments as well. One successful edit-a-thon that gets exposure after the fact can cause a domino effect and inspire more and better edit-a-thons.

Documenting what was accomplished, problems, success stories, and statistics will make it easier to inform those who come after. For a more thorough examination of success indicators [see here](#).

For the Europeana Sounds project important to know the kind of impact and contribution the edit-a-thons has. Therefore we wish to ask you to fill in [this form](#). Please take a look on for hand to you know what is expected.

### 8.2 How to collect these statistics?

It is possible to collect the results in a very simple way, by simply asking the participants what they have worked on during the edit-a-thon (and asking them to put the articles they worked on in a list, that you provided them on beforehand). For more complex analysis, Wikimedia has developed a variety of tools to measure the success of a content donation and of events.

- **Glamorous:** can be used to measure the number of items in a certain category that are used in articles on Wikipedia (in real time).
- **Baglama:** can be used to measure the number of views the Wikipedia articles in which items from a particular category generated (updated monthly, but addition of a new category needs to be requested).
- **Wikimetrics:** can be used to measure the activity of a group of editors during an edit-a-thon. The learning curve for using Wikimetrics is quite steep, so it's a good idea to have a local Wikimedia Chapter or volunteer to help you with this (also, some Chapters use other

tools, e.g. Wikimedia France uses [Wikiscan](#)). It is most important to collect the usernames of all participants of the edit-a-thon (offline and online). With this 'cohort' it is possible to generate all kinds of statistics.

To ensure the quantitative assessment of Europeana Sounds as a whole, we kindly request that you do the following two things:

- Please [report the usernames](#) of all participants back to Sound and Vision so they can report back to Europeana Sounds. They can also share the results with you.
- Please let us know the names of the Wikimedia Commons category/categories that you have created for uploading your material.



## 9. Finances

There is a small budget available from the project to cover the basic expenses of the day. The expenses, which are going to be made along the organisation of the Wikipedia edit-a-thons, can include:

- Catering for the day (breakfast, lunch, a small drink after the event)
- Institution's necessities (extra personnel if need be)
- Supplying reliable electricity outlets
- Supplying a reliable WiFi connection
- Transportation
- Gifts for speakers and Wikimedia volunteers
- 

If you want to attract external sponsors to help out with extravagant ideas, you are very welcome to do so, but please check with the Europeana Sounds project leaders and the Wikimedia volunteers what is acceptable.

Do remember that most of the partners you work with are doing this in their spare time, so treat their participation respectfully.

For more information about the finances please contact:

**Harry van Biessum**

hvbissum@beeldengeluid.nl

**Brigitte Jansen**

bjansen@beeldengeluid.nl

## 10. Blogs and reports

Blogpost about the [workshop GLAM-Wiki activities of WP2](#)

Blogpost on the [birdsound edit-a-thon at Sound and Vision](#)

Lessons learned from the [Europeana Awareness WW1 Edit-a-thon](#)

[Wikipedia Report II from the Europeana Fashion project](#)







## Glossary

### *Content*

The metadata and/or audio/images being provided to Europeana Sounds.

### *Creator*

The creator of a work which can be protected by copyright or a related right.

### *Copyright*

An exclusive property right which protects a number of different types of works from being copied and used without permissions of the rights holder.

### *Data*

Metadata and audio/audio related material being provided to Europeana Sounds.

### *Digital representation*

The preview image or audiovisual work which may contain tangible works.

### *Edit-a-thon*

A scheduled time where people edit Wikipedia together, whether offline, online, or a mix of both; typically focused on a specific topic.

### *Europeana*

Europe's online cultural digital heritage museum. Europeana Sounds is building a sustainable best practice network of stakeholders to aggregate, enrich and share a critical mass of audio material

and increase the opportunities for creative re-use of Europeana's audio and audio-related content.

### *GLAM*

Galleries, Libraries, Archives, Museums.

### *Wikimedia*

The Wikimedia Foundation, Inc. is a non-profit charitable organisation dedicated to encouraging the growth, development and distribution of free, multilingual, educational content, and to providing the full content of these Wiki-based projects to the public free of charge.

Wikimedians Volunteers who actively participate in Wiki projects and share common goals and activities with regard to creating and supporting free knowledge educational content.

### *Wikimedia Commons*

Wiki online repository of free-use images, sound, and other media files.

### *Wikipedia*

Free encyclopaedia section of Wikimedia.