



# Europeana – Core Service Platform

## MILESTONE

**MS7: CONTENT REPORT - MAY 2016**

<b>Revision</b>	1.0
<b>Date of submission</b>	6 June 2016
<b>Author(s)</b>	Pablo Uceda Gomez, Kirsten de Hoog
<b>Dissemination Level</b>	Public



**Co-financed by the European Union**  
Connecting Europe Facility

# REVISION HISTORY AND STATEMENT OF ORIGINALITY

## Revision History

Revision No.	Date	Author	Organisation	Description
1	06/06/2016	Pablo Uceda Gomez, Kirsten de Hoog	EF	Final draft

### Statement of originality:



This deliverable contains original unpublished work except where clearly indicated otherwise. Acknowledgement of previously published material and of the work of others has been made through appropriate citation, quotation or both.

The sole responsibility of this publication lies with the author. The European Union is not responsible for any use that may be made of the information contained therein.


# Table of Contents

Summary and KPI overview	4
Overview	5
Content in Europeana by Country Top 15	5
Content in Europeana by Data Provider Top 15	7
Europeana Publishing Framework	9
Content in Europeana by Copyright Status	10
Content in Europeana by Type	11

## Summary and KPI overview

	KPI DSI-1 (May 2016)	May 2016	On track
Metadata records in Europeana	+ 5 mln (48 mln)	53,118,748	
Number of digital objects labelled under rights statements that allow re-use (PDM, CC0, Creative Commons, OOC-NC)	+4 mln (25 mln)	27,908,304	

### Highlights in April 2016

	<ul style="list-style-type: none"> <li>From the 4<sup>th</sup> of May 2016 to the 3<sup>th</sup> of June 2016, 100 datasets were processed, including new collections and updates; the total amount of records increased by 13,771</li> <li>More than 19,000,000 records are open for re-use without restrictions.</li> <li>Some new providers like Museu started to provide content.</li> <li>Some inactive providers with broken links have been cleaned up.</li> </ul>
---	---

## Overview

Currently Europeana.eu features content from 36 countries in 34 languages across more than 3,700 data providers. In total there are **53,118,748** objects available in Europeana.eu. Several partners have submitted new or updated metadata to Europeana in the last month, including Archives Portal Europe, Arts Council Norway, AthenaPlus, Digitale Collectie, EAGLE, Europeana Sounds, EUscreenXL, LoCloud, MaNDA, OpenUp!, Slovenski nacionalni agregator e-vsebin, Swedish Open Cultural Heritage, The European Library, Europeana Newspapers.

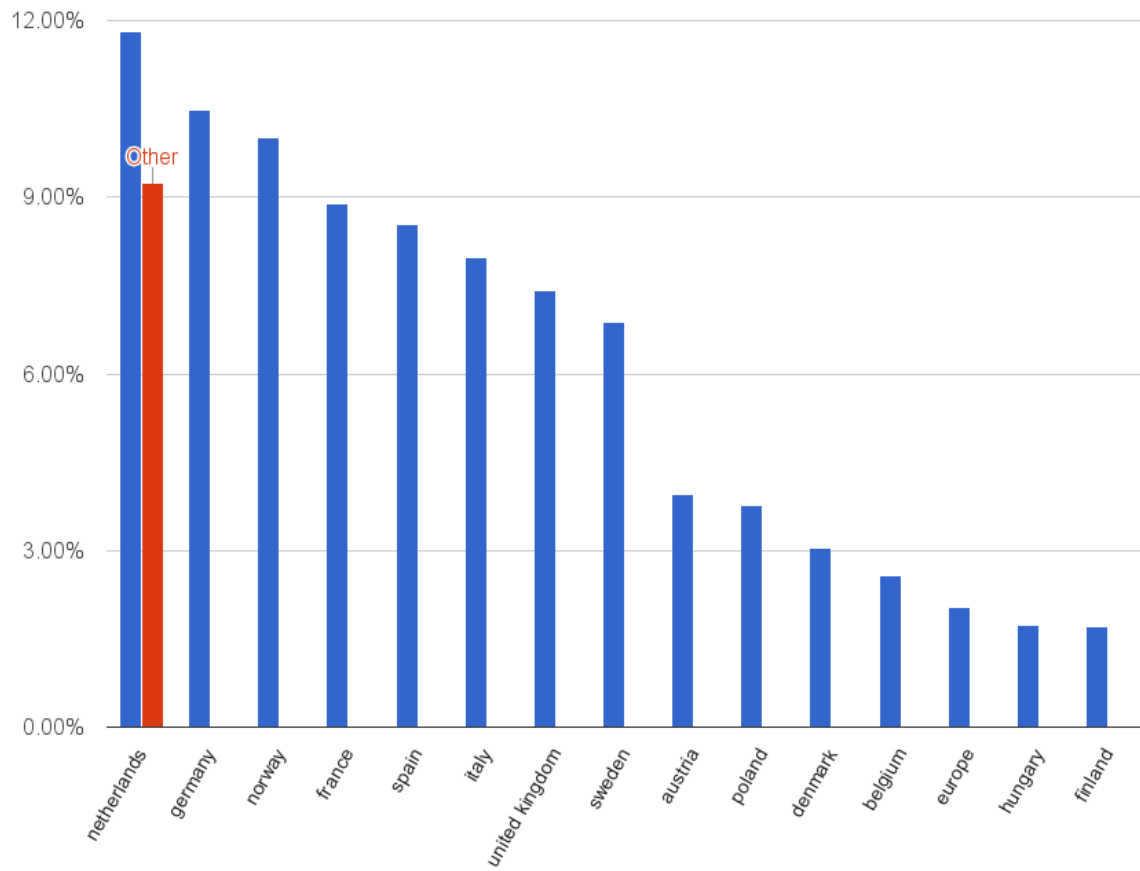
In line with the Europeana Foundation's business plan 2016 and working towards its strategic plan 2015-2020, Europeana is working on improving the richness and the quality of the metadata present in the Europeana repository. This is being achieved by asking Europeana's partners to review the presence, quality and consistency of metadata fields, such as the description, title, date (created or issued), coverage (spatial or temporal). In addition to this Europeana is focusing on increasing the number of digital objects labelled with rights statements that enable re-use, and also on the provision of direct links to media files of high quality.

## Content in Europeana by Country Top 15

Looking at the country division of metadata throughout the **53,118,748** digital objects available in Europeana.eu, the contribution by country is now more equally distributed across the partners. Germany, France, the Netherlands, Spain, Sweden, Italy and United Kingdom provided the majority of the content in Europeana.eu. Countries contributing less than one per cent of the

content are Portugal, Slovenia, Switzerland, Slovakia, Lithuania, Luxembourg, Israel, Malta, Russia, Bulgaria, Romania, Latvia, Turkey, Serbia, Cyprus, Croatia, Iceland, United States of America and Ukraine.

	<b>Country</b>	<b>Total May 2016</b>	<b>Percentage</b>	<b>Difference with April 2016</b>
	Other	4,912,286	9.25%	3,004
1	Netherlands	6,275,985	11.81%	17,529
2	Germany	5,577,193	10.47%	0
3	Norway	5,311,633	10.00%	383
4	France	4,720,733	8.89%	-3,681
5	Spain	4,529,295	8.54%	477
6	Italy	4,238,277	7.98%	2,533
7	Sweden	3,835,378	7.41%	179,465
8	United Kingdom	3,804,613	6.88%	-128,699
9	Austria	2,092,945	3.95%	-3,654
10	Poland	2,001,419	3.77%	1,410
11	Denmark	1,563,891	3.04%	-49,157
12	Belgium	1,361,713	2.56%	0
13	Europe	1,076,009	2.03%	2
14	Hungary	919,460	1.73%	2,847
15	Finland	904,073	1.70%	0
	<b>Total</b>	<b>53,118,748</b>	<b>100.00%</b>	<b>13,771</b>



**Figure 1.** Europeana top 15 by country

# Content in Europeana by Data Provider Top 15

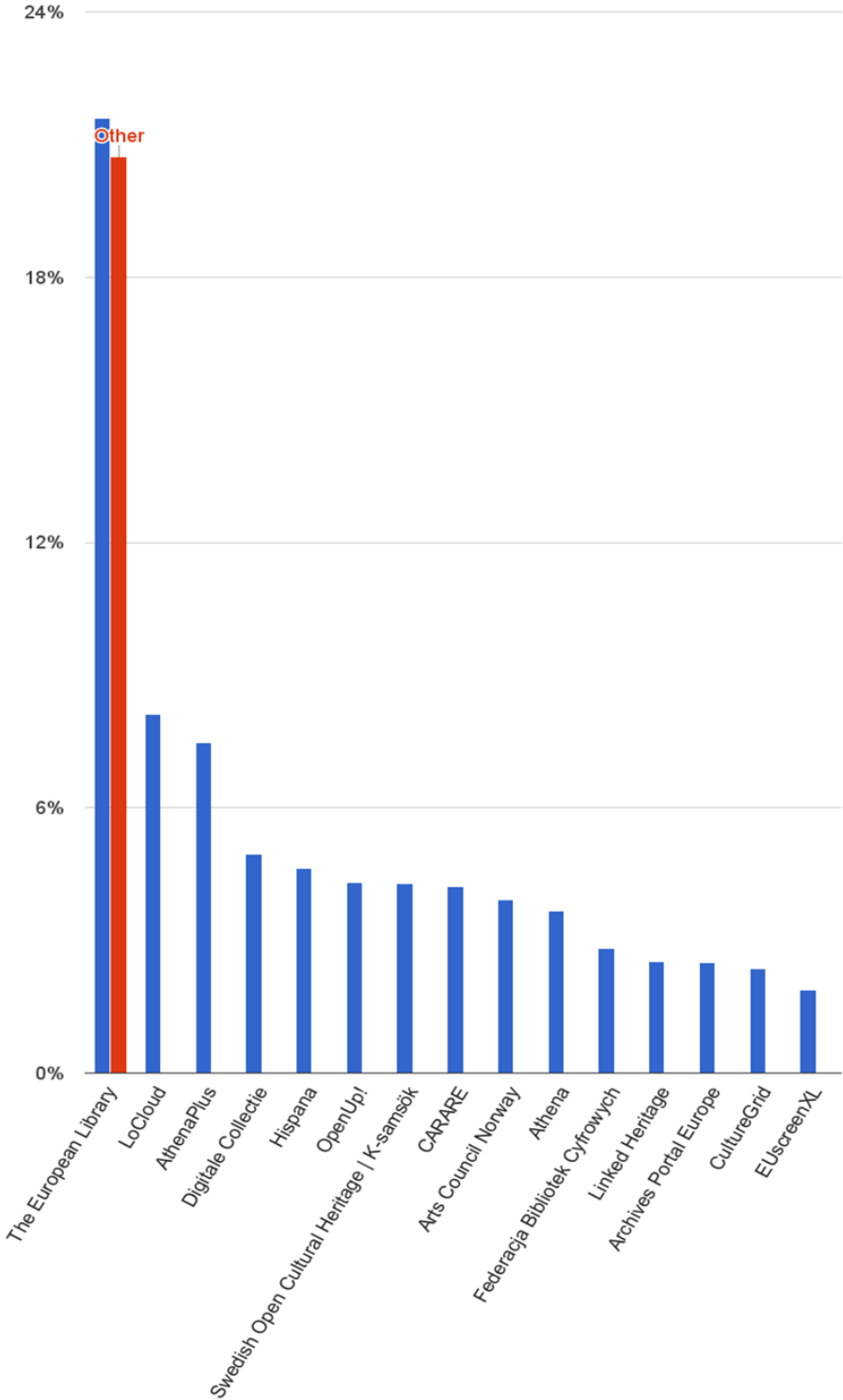


Figure 2. Europeana Content by Data Provider Top 15

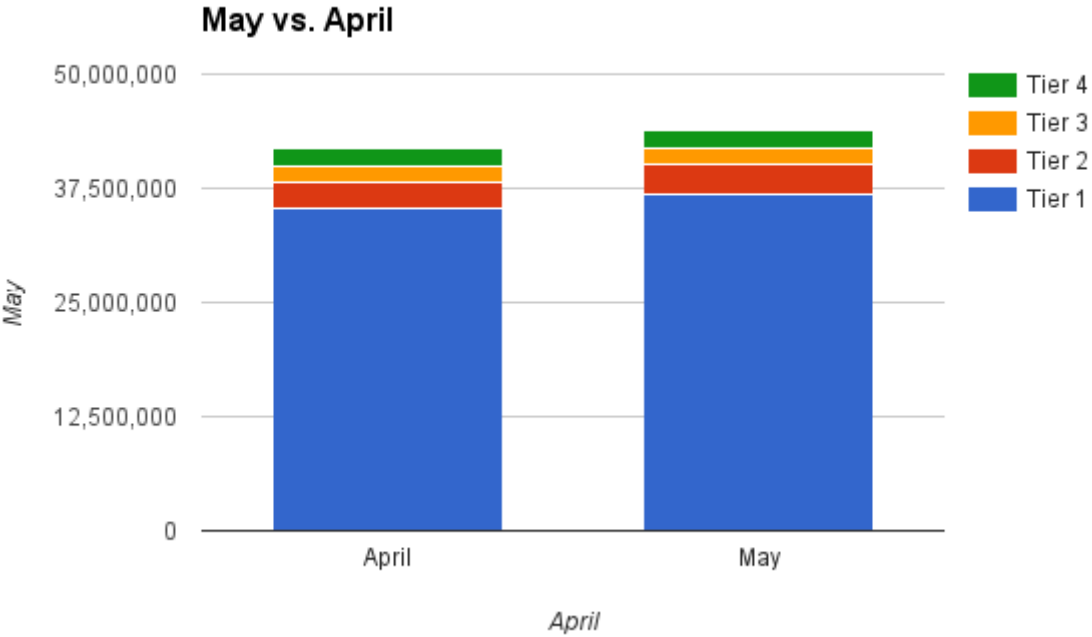
<b>Data Provider</b>	<b>Total May 2016</b>	<b>Percentage</b>	<b>Difference with April 2016</b>
The European Library	11,475,549	22%	-7
LoCloud	4,312,510	8%	-99,008
AthenaPlus	3,967,913	7	-105,440
Digitale Collectie	2,629,852	5	0
Hispana	2,464,433	5	49,439
OpenUp!	2,295,122	4	18,116
Swedish Open Cultural Heritage   K-samsök	2,274,825	4	35,141
CARARE	2,236,047	4	140,687
Arts Council Norway	2,078,050	4%	0
Athena	1,942,207	4%	-1,193
Federacja Bibliotek Cyfrowych	1,503,001	3%	0
Linked Heritage	1,344,831	3%	-16,305
Archives Portal Europe	1,325,830	2%	0
CultureGrid	1,260,151	2%	-36,914
EUscreenXL	1,003,680	2%	0
Other	11,004,745	1%	32,907
<b>Total</b>	<b>53,118,746</b>	<b>100%</b>	<b>17,423</b>



# Europeana Publishing Framework

**Improve data quality:** we aim to add at least 2.5 million records to tier 2, 3 or 4 of the Europeana Publishing Framework.

Tier	Total May 2016	Percent	Difference with April 2016
Unrestricted	52,426,041	100,00%	-678,885
Tier 1	36,894,150	70%	1,571,828
Tier 2	3,286,964	6,26%	457,751
Tier 3	1,754,109	3,34%	-20,062
Tier 4	1,921,844	3,66%	5,974
Tier 2-4	6,962,917	13,28%	443,663



**Figure 3.** Europeana Content by Europeana Publishing Framework compliance.

# Content in Europeana by Copyright Status

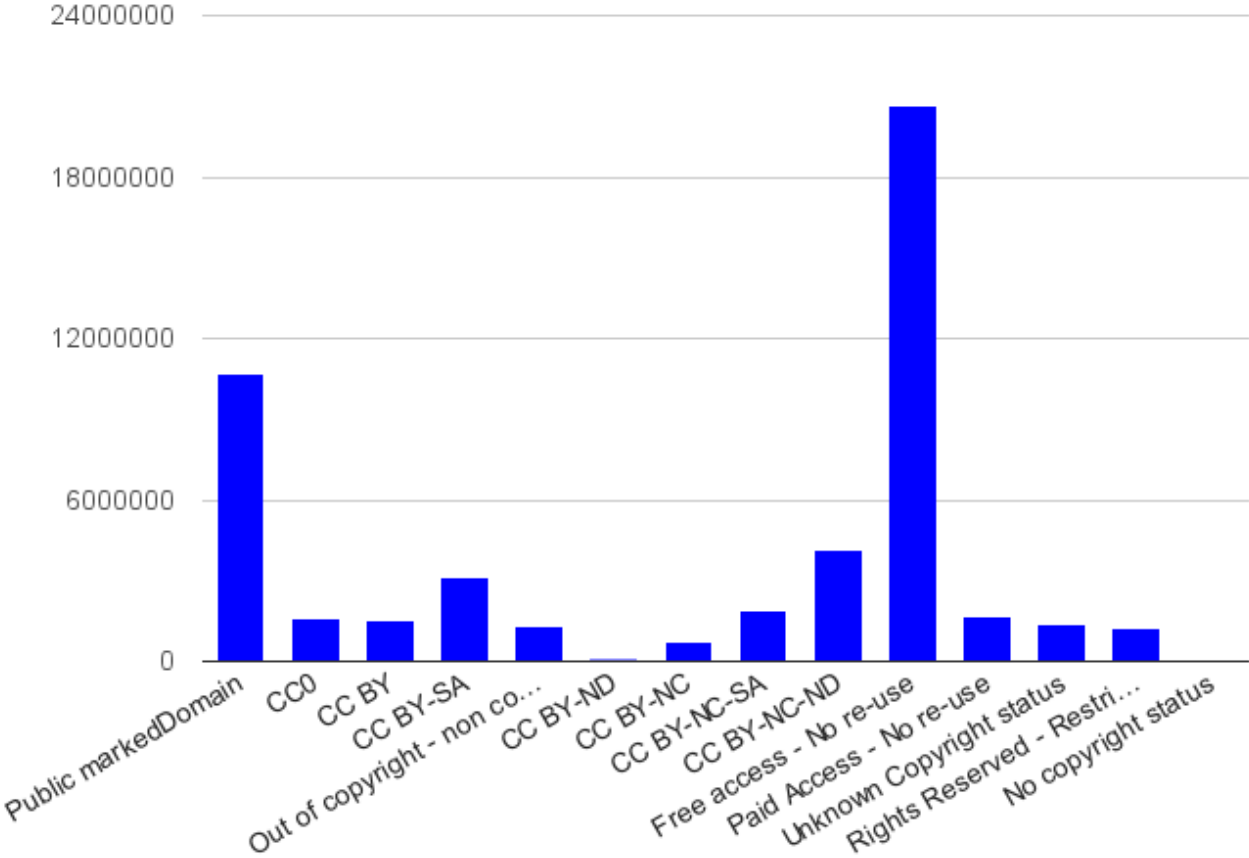


Figure 4. Europeana Content by Copyright Status.

<b>Rights statement</b>	<b>Total May 2016</b>	<b>Percentage</b>	<b>Difference with April 2016 publication</b>
<b>Open for re-use (with attribution)</b>			
Public marked Domain	12698687	23.91%	-53668
CC0	1693053	3.19%	69842
CC BY	2138771	4.03%	-136360
CC BY-SA	3142473	5.92%	16606
<b>Subtotal</b>	<b>19,672,984</b>	<b>37.04%</b>	<b>-103,580</b>
<b>Open for re-use with restrictions</b>			
Out of copyright - non commercial re-use	1317831	2.48%	0
CC BY-ND	93109	0.18%	7880
CC BY-NC	728867	1.37%	26967
CC BY-NC-SA	1931407	3.64%	3617
CC BY-NC-ND	4164106	7.84%	11028
<b>Subtotal</b>	<b>8,235,320</b>	<b>15.50%</b>	<b>49,492</b>
<b>Subtotal re-use</b>	<b>27,908,304</b>	<b>52.54%</b>	<b>-54,088</b>
<b>No re-use</b>			
Free access - No re-use	20805004	39.17%	-91295
Paid Access - No re-use	1652640	3.11%	6
Unknown Copyright status	1491809	2.81%	158001
Rights Reserved - Restricted Access	1249112	2.35%	0
No copyright status	11878	0.02%	764
<b>Subtotal</b>	<b>25,210,444</b>	<b>47.46%</b>	<b>67,476</b>
<b>Total</b>	<b>53,118,748</b>	<b>100.00%</b>	<b>13,388</b>

## Content in Europeana by Type

	<b>IMAGE</b>	<b>TEXT</b>	<b>SOUND</b>	<b>VIDEO</b>	<b>3D</b>	<b>Total</b>
<b>All</b>	28,553,955	22,578,102	841,655	1,118,483	26,552	53,118,747