



Europeana – Core Service Platform

MILESTONE

MS7: CONTENT REPORT - FEB 2016

Revision	1.0
Date of submission	10 Mar 2016
Author(s)	Jeroen Cichy, Pablo Uceda Gomez (EF)
Dissemination Level	Public



Co-financed by the European Union
Connecting Europe Facility

REVISION HISTORY AND STATEMENT OF ORIGINALITY

Revision History

Revision No.	Date	Author	Organisation	Description
1	10/03/2016	Jeroen Cichy, Pablo Uceda Gomez	EF	Final draft

Statement of originality:




This deliverable contains original unpublished work except where clearly indicated otherwise. Acknowledgement of previously published material and of the work of others has been made through appropriate citation, quotation or both.

The sole responsibility of this publication lies with the author. The European Union is not responsible for any use that may be made of the information contained therein.



Table of Contents

Summary and KPI overview	4
Overview	4
Content in Europeana by Country Top 15	5
Content in Europeana by Data Provider Top 15	7
Content in Europeana by Copyright Status	9
Content in Europeana by Type	11
Geodata in Europeana by Data Provider TOP 30	11

Summary and KPI overview

	KPI DSI-1 (May 2016)	February 2016	On track
Metadata records in Europeana	+ 5 mln (48 mln)	49,941,242	
Increase in number of digital objects with geo-location data	+3 mln (16.5 mln)	14,720,987	
Number of digital objects labelled under rights statements that allow re-use (PDM, CC0, Creative Commons, OOC-NC)	+4 mln (25 mln)	25,056,247	

Highlights in February 2016

	<ul style="list-style-type: none"> From the 29th of January until the 8th of March 2016, 220 datasets were processed, including new collections and updates; the total amount of records increased by 1,103,092. Almost 17,000,000 records are open for re-use without restrictions. The sets for Europeana 280 are published in Europeana Collections. The team has specially curated these records adding geolocation and resources to multilingual vocabularies. In most of the records the quality of the pictures is remarkable. Projects like Europeana Sounds, LoCloud, AthenaPlus, EAGLE, Europeana Food and Drink have continued to provide data to Europeana. EuscreenXL have entered in its final phase. In this ingestion, it has reached 1,003,252 records, becoming one of the top15 providers.
	<ul style="list-style-type: none"> There has been an increase in digital objects with geo-location data of 898,766 records since the 29th of January.

Overview

Currently Europeana.eu features content from 36 countries in 34 languages across more than 3,500 data providers. In total there are **49,941,242** objects available in Europeana.eu.

In line with the Europeana Foundation's business plan 2016 and working towards its strategic plan 2015-2020, Europeana is working on improving the richness and the quality of the metadata present in the Europeana repository. This is being achieved by asking Europeana's partners to review the presence, quality and consistency of metadata fields, such as the description, title, date (created or issued), coverage (spatial or temporal). In addition to this Europeana is focusing on increasing the number of digital objects labelled with rights statements that enable re-use, and also on the provision of direct links to media files of high quality.

Content in Europeana by Country Top 15

Looking at the country division of metadata throughout the **49,941,242** digital objects available in Europeana.eu, the contribution by country is now more equally distributed across the partners. The Netherlands, Germany, France, Spain, Sweden, Italy and United Kingdom provided the majority of the content in Europeana.eu. Countries contributing less than one per cent of the content are Portugal, Slovenia, Switzerland, Slovakia, Lithuania, Luxembourg, Israel, Malta, Russia, Bulgaria, Romania, Latvia, Turkey, Serbia, Cyprus, Croatia, Iceland, United States of America and Ukraine.

	Country	Total February 2016	Percentage	Difference with Jan 2016
	Other	4,895,757	9.81%	390,813
1	Netherlands	6,251,055	12.52%	-51,465
2	Germany	5,552,014	11.12%	40,822
3	France	4,732,322	9.48%	195,533
4	Spain	4,504,518	9.02%	179,958
5	Italy	4,197,700	8.41%	11,691
6	Sweden	3,624,632	7.26%	-7,081
7	United Kingdom	3,380,999	6.77%	64,434
8	Norway	3,214,459	6.44%	353,221
9	Austria	2,050,602	4.11%	73,971
10	Poland	1,999,911	4.01%	94,957
11	Belgium	1,361,709	2.73%	27,012
12	Denmark	1,342,773	2.69%	51,332
13	Europe	997,009	2.00%	7,581
14	Hungary	916,568	1.84%	12,506
15	Finland	904,072	1.84%	10
	Total	49,941,242	100.00%	1,103,092

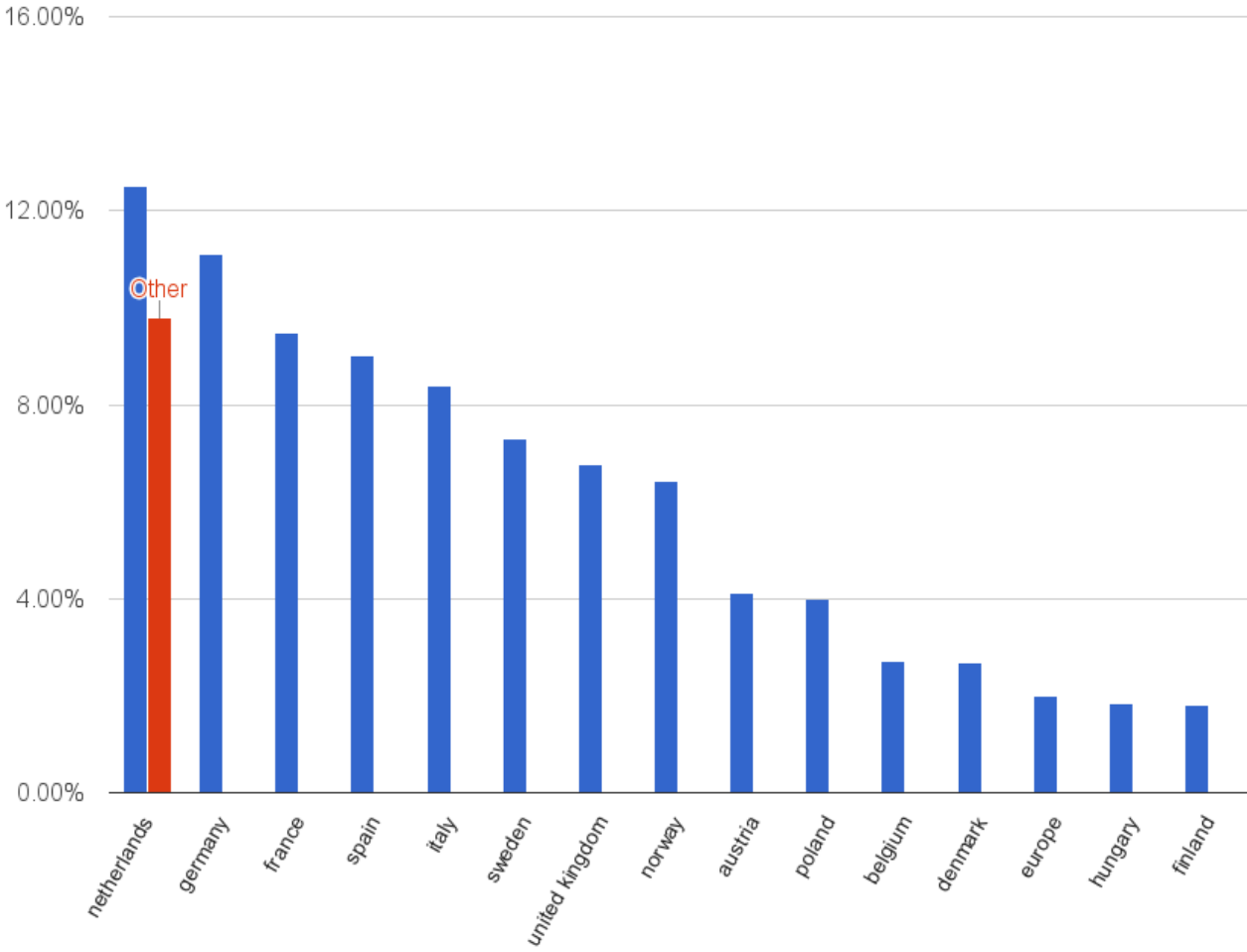


Figure 1. Europeana top 15 by country

Content in Europeana by Data Provider Top 15

Data Provider	Total February 2016	Percentage	Difference with Jan 2016
The European Library	11,467,592	23%	25,1407
AthenaPlus	3,584,988	7%	0
Digitale Collectie	2,629,852	5%	-91,298
Hispana	2,414,994	5%	0
CARARE	2,239,684	4%	125,781
OpenUp!	2,191,203	4%	0
Swedish Open Cultural Heritage K-samsök	2,079,845	4%	-9,978
Arts Council Norway	2,069,260	4%	-180,868
LoCloud	2,011,733	4%	707,919
Athena	1,943,400	4%	-1,828
Federacja Bibliotek Cyfrowych	1,503,001	3%	0
Linked Heritage	1,361,136	3%	28,209
Archives Portal Europe	1,325,828	3%	0
CultureGrid	1,297,065	3%	631,929
EUscreenXL	1,003,252	2%	133,264
Other	10,803,271	22%	232,988
Total	49,941,242	100%	1,103,092

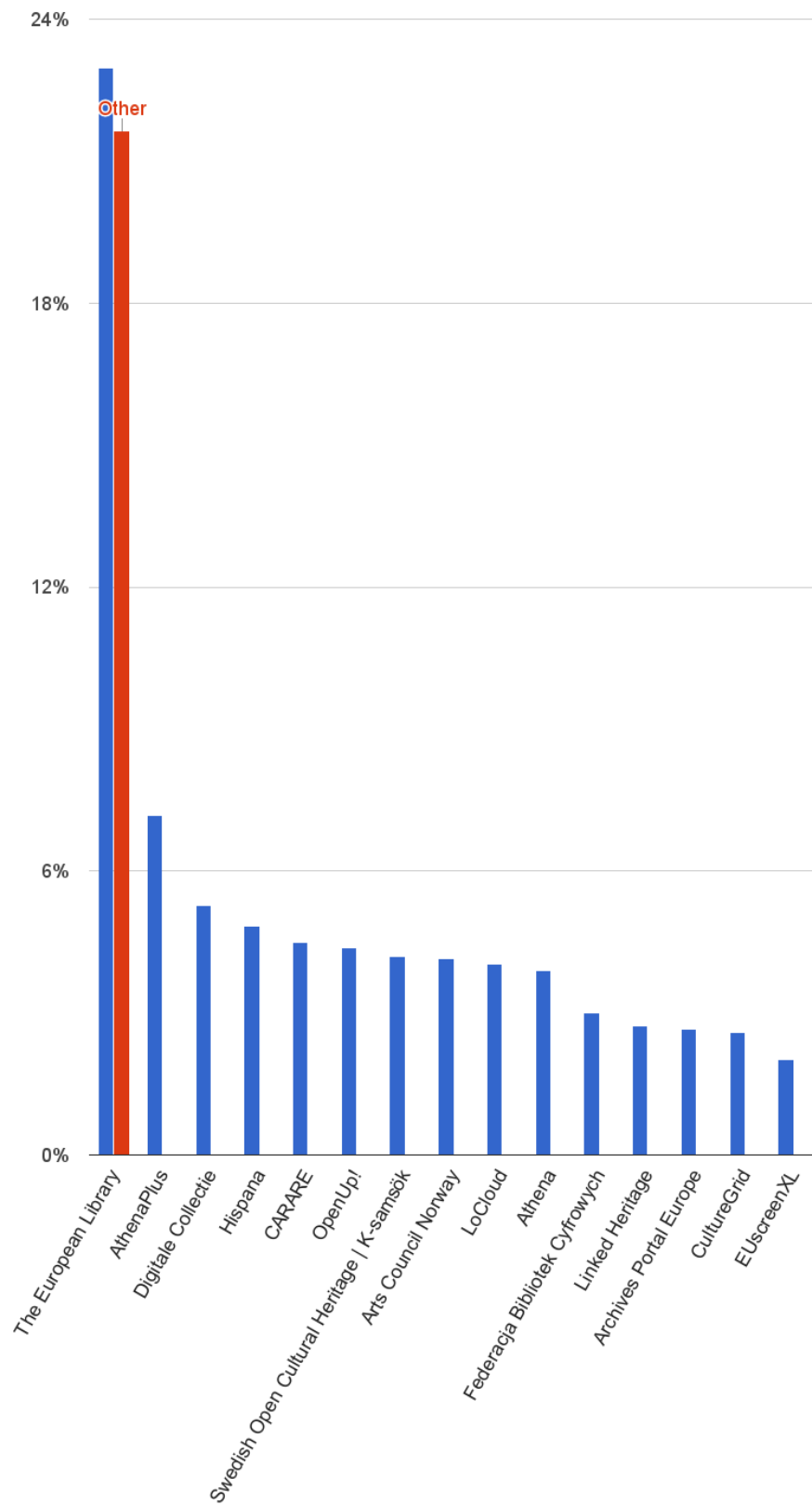


Figure 2. Europeana Content by Data Provider Top 15

Content in Europeana by Copyright Status

Rights statement	Total February 2016	Percentage	Difference with January 2016 publication
Open for re-use (with attribution)			
Public markedDomain	10,658,785	21.34%	-38,863
CC0	1,619,341	3.24%	363,149
CC BY	1,551,266	3.11%	-83,288
CC BY-SA	3,116,735	6.24%	12,069
Subtotal	16,946,127	33.93%	253,067
Open for re-use with restrictions			
Out of copyright - non commercial re-use	1,317,836	2.64%	17,866
CC BY-ND	85,229	0.17%	615
CC BY-NC	703,198	1.41%	633,193
CC BY-NC-SA	1,876,801	3.76%	-3,394
CC BY-NC-ND	4,127,056	8.26%	17,820
Subtotal	8,110,120	16.24%	36,055
Subtotal re-use	25,056,247	50.17%	289,122
No re-use			
Free access - No re-use	20,624,972	41.30%	807,529
Paid Access - No re-use	1,652,919	3.31%	0
Unknown Copyright status	1,346,871	2.70%	5,753
Rights Reserved - Restricted Access	1,249,112	2.50%	0
No copyright status	11,121	0.02%	687
Subtotal	24,884,996	49.83%	813,970
Total	49,941,242	100.00%	1,103,092

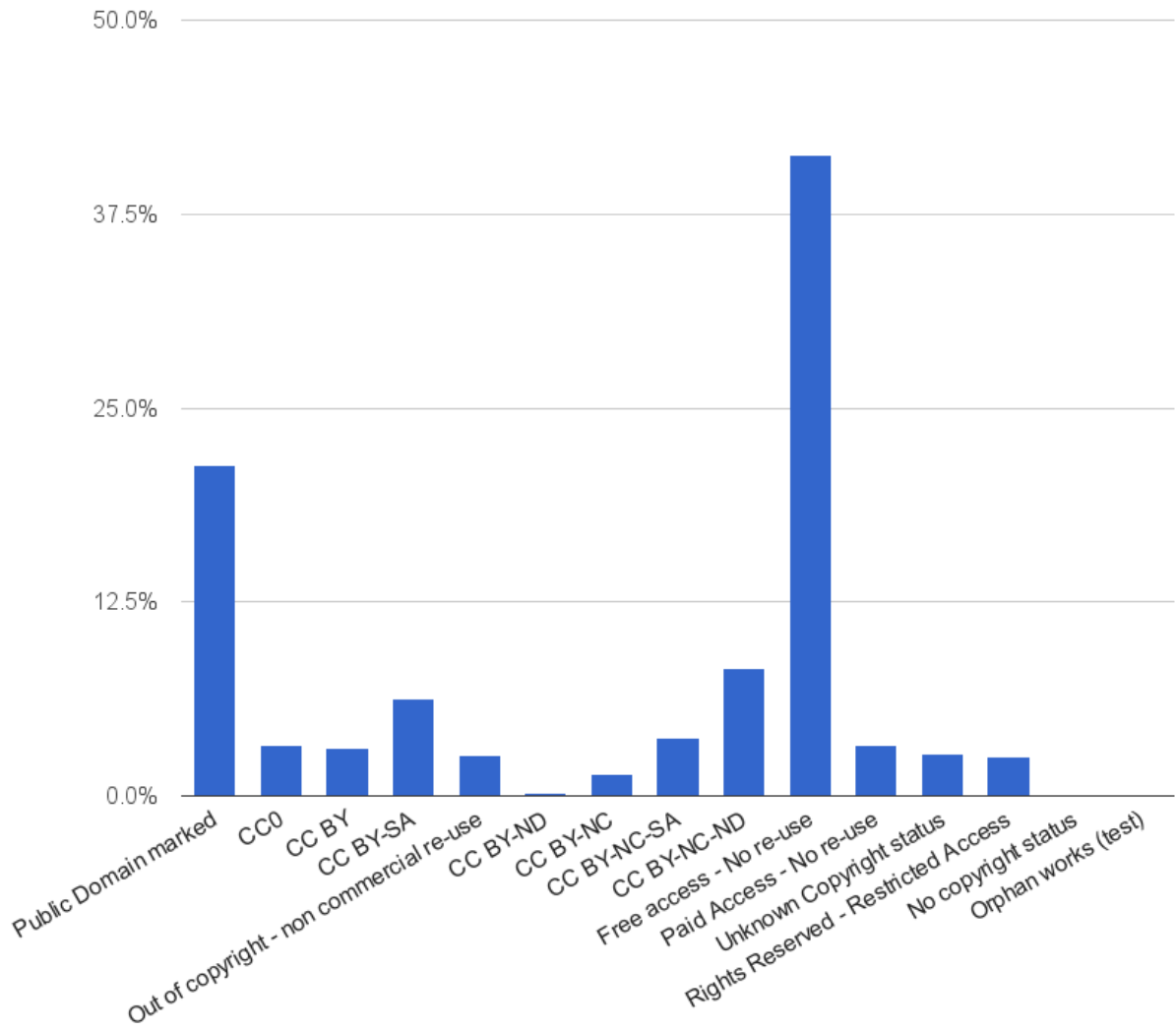


Figure 3. European Content by Copyright Status

Content in Europeana by Type

	IMAGE	TEXT	SOUND	VIDEO	3D	Total
All	27,818,402	20,182,665	820,296	1,094,482	25,393	49,941,242

Geodata in Europeana by Data Provider TOP 30

Data Provider	Total Geodata	Total	%
Muis -Museums Public Portal	22,324	22,324	100.00%
clMeC - Institutul de Memorie Culturală	8,112	8,112	100.00%
Thyssen-Bornemisza Museum	563	563	100.00%
Biblioteca Nazionale Centrale di Firenze	33	33	100.00%
3D ICONS	5,853	5,863	99.83%
MUSIT	69,153	70,532	98.04%
Irish Manuscripts Commission	44,847	45,795	97.93%
Europeana 1989	6,498	6,782	95.81%
EuropeanaLocal Romania	6,440	6,840	94.15%
Institut de Cultura de Barcelona (ICUB)	51,785	55,106	93.97%
Europeana 280	279	306	91.18%
CARARE	2,028,898	2,239,684	90.59%
Bulgariana	414	521	79.46%
EFG - The European Film Gateway	450,414	594,144	75.81%
EUscreen Project	29,901	40,182	74.41%
Filmoteca de Catalunya	1,223	1,752	69.81%
Hispana	1,635,217	2,414,994	67.71%
DIZI	4,994	7,731	64.60%
ASSETS	81,305	128,875	63.09%

MS7: CONTENT REPORT - FEB 2015

EuroPhoto	502,633	797,218	63.05%
Deutsche Digitale Bibliothek	622,577	998,924	62.32%
Регионална библиотека ПЕНЧО СЛАВЕЙКОВ - Варна / Public Library - Varna	32,751	53,874	60.79%
Médiathèque Valais - Martigny	7,905	13,022	60.70%
KAMRA	7,108	11,906	59.70%
LoCloud	1,176,704	2,011,733	58.49%
EAGLE	183,776	316,385	58.09%
Národní muzeum, National Museum, Czech Republic	1,802	3,126	57.65%
EuropeanaTravel	3,556	6,384	55.70%
Europeana development	5	9	55.56%
Rijksmuseum	99,964	180,602	55.35%
Other	34,161,246	8,692,940	25.4%
Total	49,941,242	15,779,996	31.6%